

MARIANI

MARIANI

OFFICE

DE SYMETRIA

4 - 17

BLADE

18 - 29

ARES

30 - 39

PASO DOBLE

40 - 47

BIRD

48 - 55

DOLMEN

56 - 71

ARKITRE

72 - 77

METEORA

78 - 91

ELITE

93 - 97

SUMMIT

98 - 105

BIG / SUPERBIG

106 - 115

QUEBEC

116 - 117

BRICK

118 - 119

CHESTERMAN

120 - 121

NIKITA

122 - 123

PIGRECO

124 - 125

ACCESSORI

126 - 127

DE SYMMETRIA

LUCA SCACCHETTI



SILHOUETTE

LUCA SCACCHETTI













BLADE

MATTEO NUNZIATI



BLADE
MATTEO NUNZIATI











ARES

LUCA SCACCHETTI



ARES
LUCA SCACCHETTI









PASO DOBLE

LUCA SCACCHETTI



WING
LUCA SCACCHETTI









BIRD

LUCA SCACCHETTI



WING

LUCA SCACCHETTI








DOLMEN

GUIDO FALESCHINI



LOOP
PIERLUIGI MOLINARI















DELPHI
GIOVANNI CARINI

ARKITRE

PIERFRANCO BAGAROTTI



DELPHI
GIOVANNI CARINI





METEORA

GUIDO FALESCHINI



GINZA
PIERLUIGI MOLINARI














ELITE

GUIDO FALESCHINI



LUX
GUIDO FALESCHINI





SUMMIT

GUIDO FALESCHINI



SUMMIT
GUIDO FALESCHINI







BIG SUPERBIG
GUIDO FALESCHINI



TUCROMA
GUIDO FALESCHINI









BIG
GUIDO FALESCHINI

QUEBEC

MATTEO NUNZIATI



BRICK

MAURO LIPPARINI



CHESTERMAN

AMMANNATI & VITELLI




NIKITA
CREATIVE GROUP



PIGRECO

LUCA SCACCHETTI





ACCESSORI
CREATIVE GROUP

MARIANI

technical information

ares **130 - 138**

arkitre **144**

big / superbig **131 - 148**

bird **150**

blade **132 - 156**

brick **164**

chesterman **166**

de symetria **168**

dolmen **176**

elite **182**

ginza **133 - 186**

loop **133 - 188**

lux **134 - 190**

nikita **196**

palmito/jr **134 - 198**

paso doble **200**

pigreco **204**

silhouette **135 - 206**

summit **136 - 208**

tucroma **136 - 212**

wing **137 - 214**



ARES00POL1250

ARES00POL1251



ARES00POL1252



ARES00POL1253



BIG000000025

BIG000000026

BLADE

design MATTEO NUNZIATI



BLADEPOLT1470



BLADEPOLT1471



BLADEPOLT1473



BLADEPOLT1474



BLADEPOLT1475



BLADEPOLT1477



GINZA

design PERLUIGI MOLINARI



GINZA00000740



GINZA00000741



GINZA00000747



LOOP

design PERLUIGI MOLINARI



LOOP00000650



LOOP00000651



LOOP00000651B

LUX
design GUIDO FALESCHINI



LUX0000000737



LUX0000000736



PALMITO JR
design AMMANNATI & VITELLI



PALMJR0000097



PALMJR0000097A



SILHOUETTE
design LUCA SCACCHETTI



SILHOUNOLT003



SILHOUNOLT006



SILHOUNOLT009



SILHOUNOLT026



SILHOUNOLT018

SUMMIT
design GUIDO FALESCHINI



SUMMIT0000430

SUMMIT0000431

TUCROMA
design GUIDO FALESCHINI



TUCROMSEDIASB

WING
design LUCA SCACCHETTI



WING00POLT001



WING00POLT004



WING00POLT003

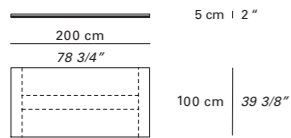


WING00POLT010

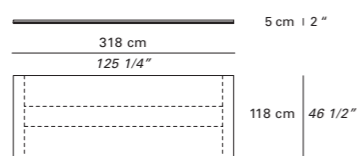


WING00POLT007

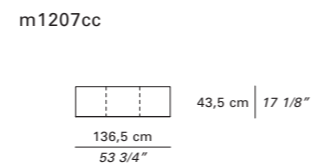
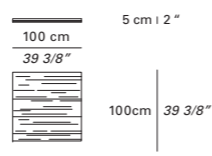
d1200ce
d1200cn
d1200cz



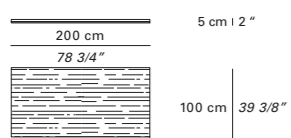
d1204ce
d1204cn
d1204cz



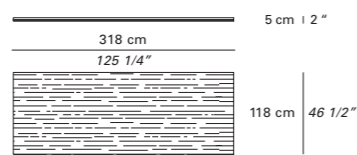
d1245ee
d1245nn
d1245zz




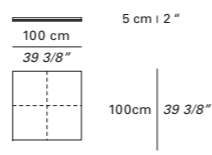
d1200ee
d1200nn
d1200zz



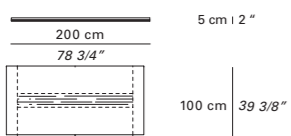
d1204ee
d1204nn
d1204zz



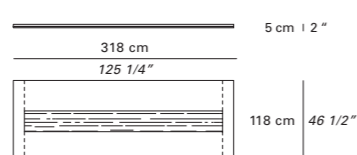
d1245ce
d1245cn
d1245cz



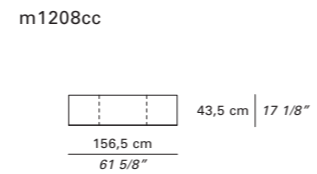
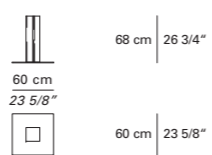
d1243ee
d1243nn
d1243zz



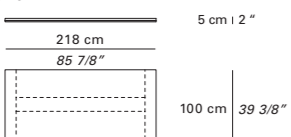
d1205ee
d1205nn
d1205zz



d1246ee
d1246nn
d1246zz



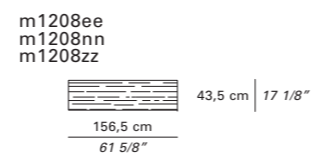
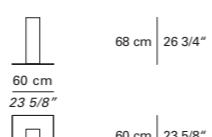
d1201ce
d1201cn
d1201cz



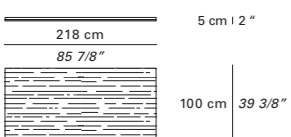
d1206cc



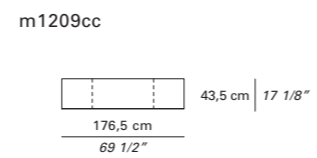
d1246cc




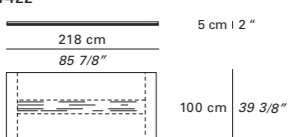
d1201ee
d1201nn
d1201zz



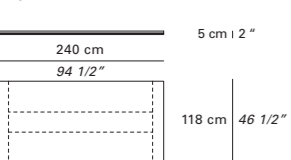
d1206ee
d1206nn
d1206zz



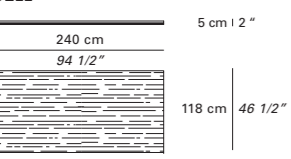
d1244ee
d1244nn
d1244zz



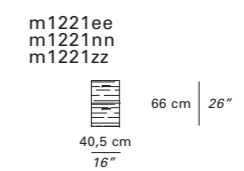
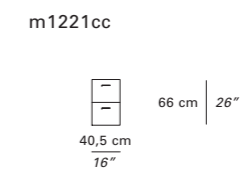
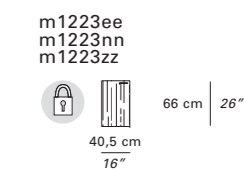
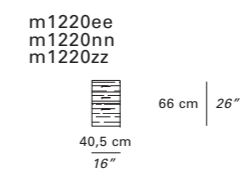
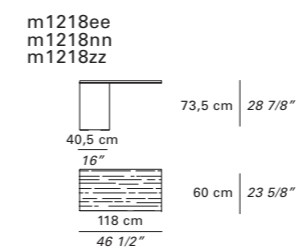
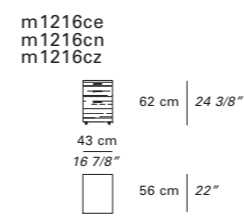
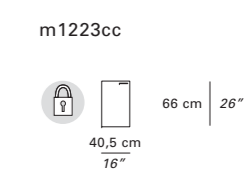
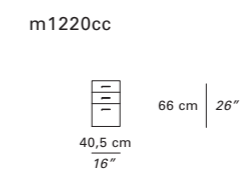
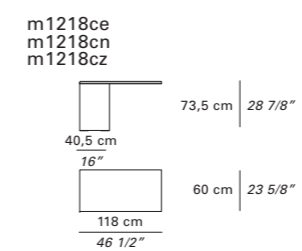
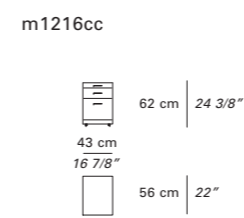
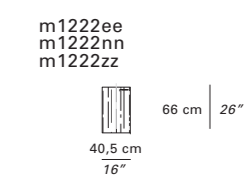
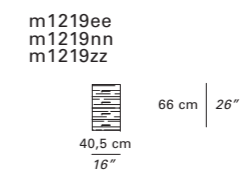
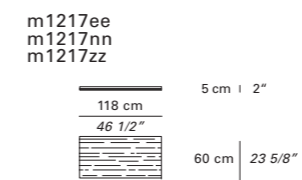
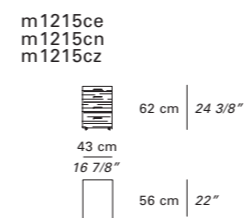
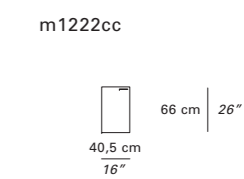
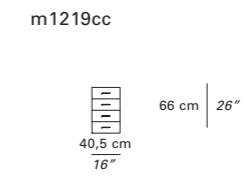
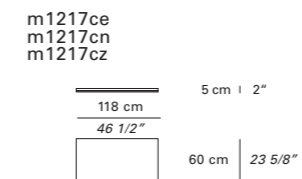
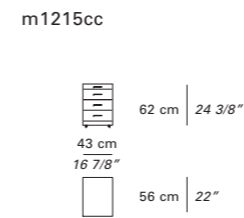
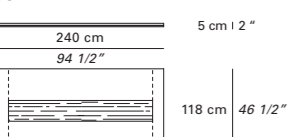
d1202ce
d1202cn
d1202cz



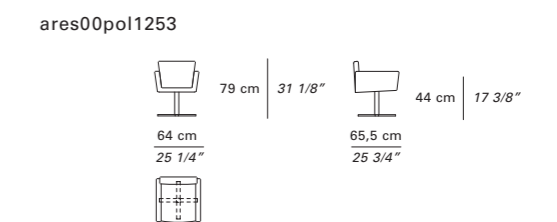
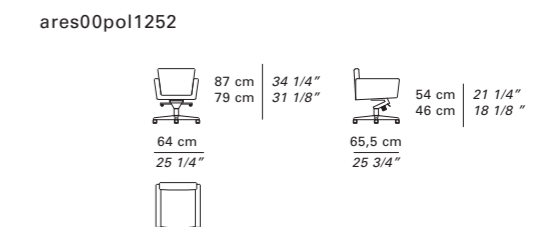
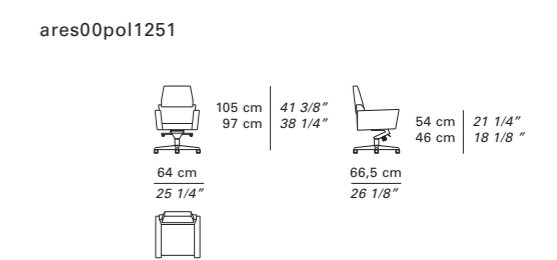
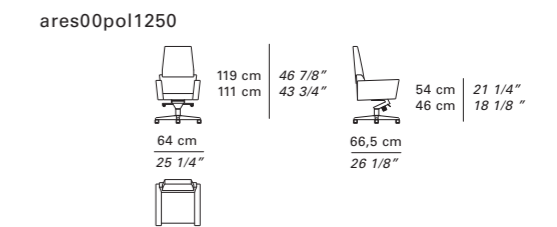
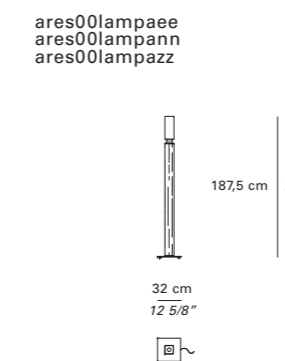
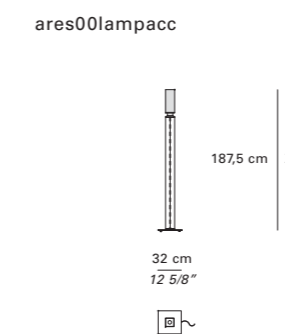
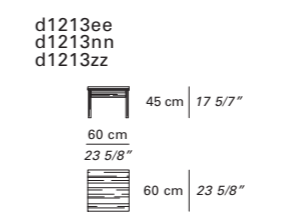
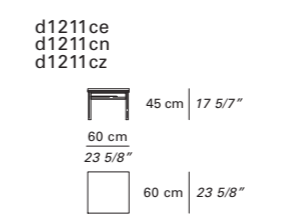
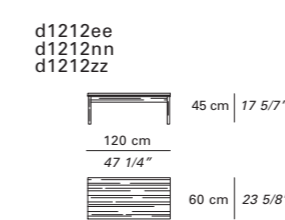
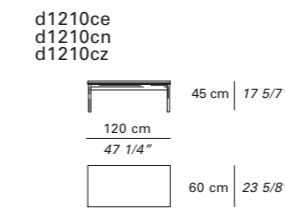
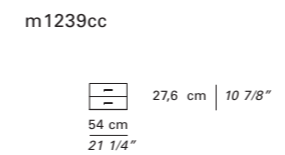
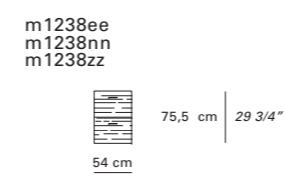
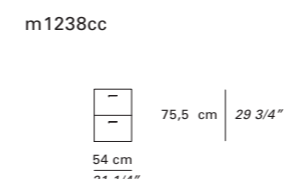
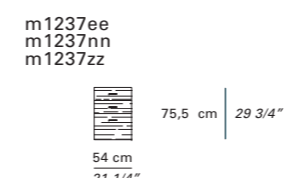
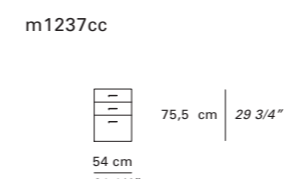
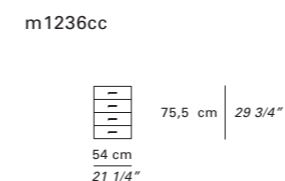
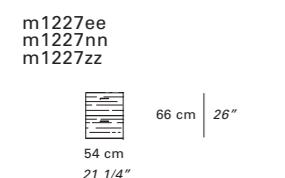
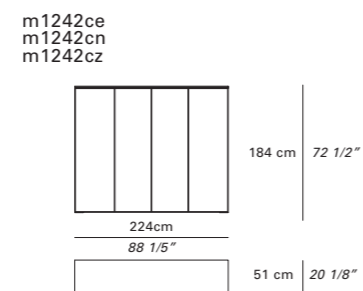
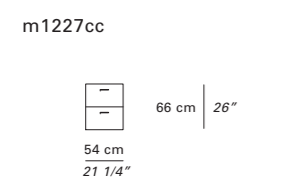
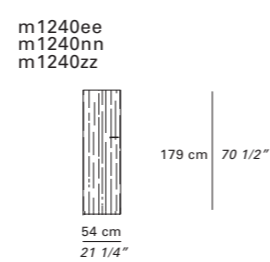
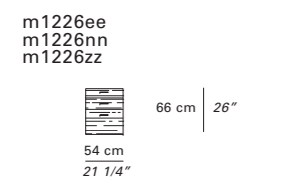
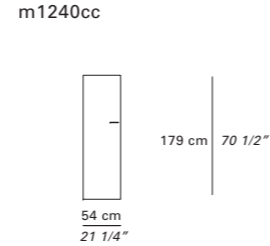
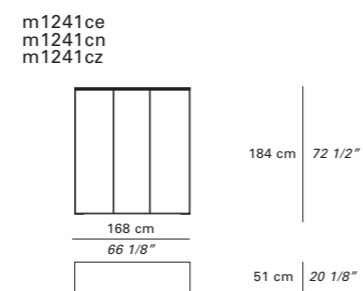
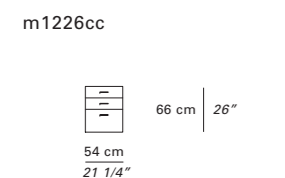
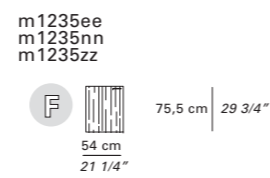
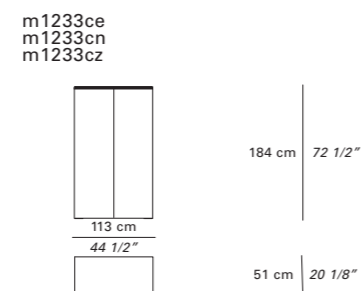
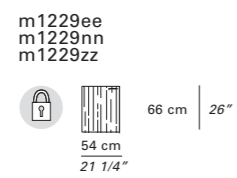
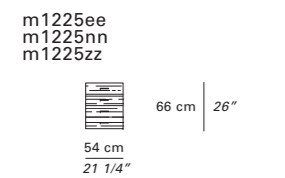
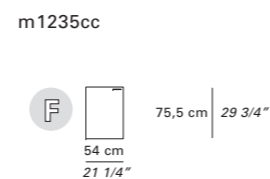
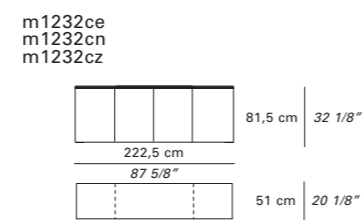
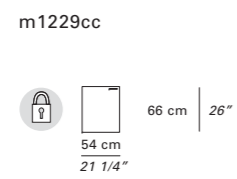
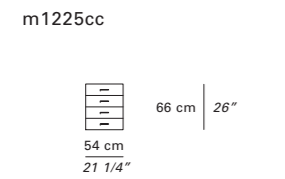
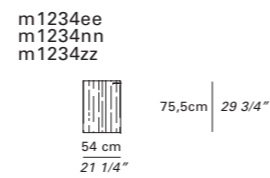
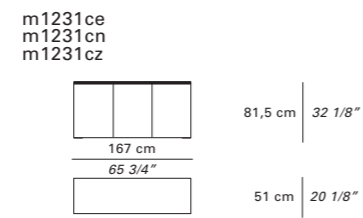
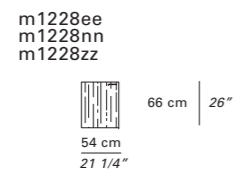
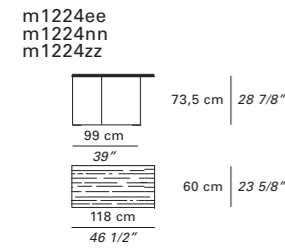
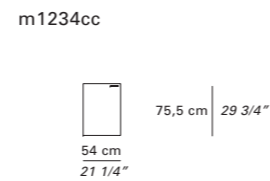
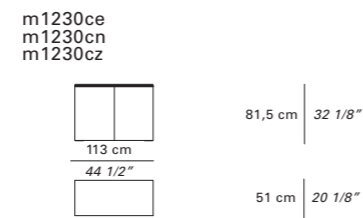
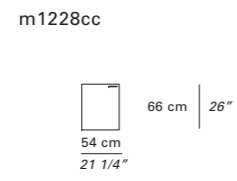
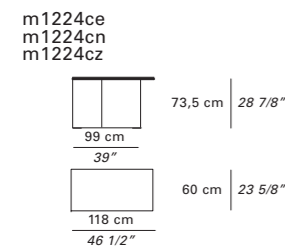
d1202ee
d1202nn
d1202zz



d1203ee
d1203nn
d1203zz



cassaforte
safe lock



arkitre

Pierfranco Bagarotti

arkitre il piano della scrivania e dell'allungo sono in cristallo (spessore 15 mm) ed entrambi sono appoggiati su bracci ancorati ad una colonna portante decentrata in acciaio. Le parti metalliche a vista hanno una unica finitura di verniciatura a polveri epossidiche di colore nero.

Il piano laterale, destro o sinistro, ruota liberamente e può essere posizionato in funzione di esigenze d'arredo funzionali e estetiche. Il basamento ha anch'esso una struttura in acciaio, annessa in poliuretano integrale schiumato a freddo di colore nero. La colonna portante è predisposta per un passaggio cavi (telefonici e/o elettrici).

Le cassettiere hanno una struttura in pannello nobilitato nero con spessore variabile nei diversi elementi da 20 mm a 30 mm ed il top superiore è rivestito in cuoio. I frontali dei cassetti sono in pannello nobilitato nero rivestiti cuoio.

I mobili contenitori h. 79 cm hanno una struttura in pannello nobilitato nero con spessore variabile nei diversi elementi da 8 mm a 30 mm con top inferiore rivestito in cuoio. Il top superiore è in cristallo trasparente mentre i sostegni sono costituiti da due colonne in acciaio verniciato a polveri epossidiche con un piede in poliuretano integrale nero. I frontali delle ante e dei cassetti sono in pannello nobilitato nero rivestiti in cuoio.

I mobili contenitori h. 179 cm hanno una struttura in pannello nobilitato nero con spessore variabile nei diversi elementi da 8 mm a 30 mm; il top superiore ha il bordo rivestito in cuoio. I frontali delle ante e dei cassetti sono in pannello nobilitato nero rivestiti in cuoio oppure con inserto in cristallo trasparente.

Le maniglie sono in tubolare tondo verniciato a polveri epossidiche di colore nero.

arkitre the top of the desk and the extension are made by glass (thickness 15 mm) and both are laying onto steel arms which are fixed to an either left or right steel column. The metal parts are available only black epoxy powder varnished.

The side top, left or right, freely rotates and can be adjusted according to functional and aesthetical requirements. The base has a steel frame which is completely embedded in black self skinning cold formed polyurethane. The load-bearing column is arranged for way through of telephone and lighting wires.

The pedestals have a frame in black melamine coated panel (with a variable thickness from mm 20 to 30 mm, for the different elements) and the upper top is covered by saddle leather. The fronts of the drawers are made by black melamine coated panel covered by saddle leather.

The cabinets h 79 cm have a frame in black melamine coated panel (with a variable thickness from mm 8 to 30 mm, for the different elements) with the lower top covered by saddle leather. The upper top is in transparent glass while the supports are two steel epoxy powder-coated varnished columns with a foot in black self skinning cold formed polyurethane. The fronts of the doors and the drawers are made by black melamine coated panel covered by saddle leather.

The cabinets h 179 cm have a frame in black melamine coated panel (with a variable thickness from mm 8 to 30 mm for the different elements); the upper top has the edge covered by saddle leather. The fronts of the doors and the drawers are made by black melamine coated panel covered by saddle leather or with a glass insert.

The handles are in round tubular varnished with black epoxy powder-coated.

arkitre les plans de la table de bureau et de la rallonge sont en cristal (épaisseur mm. 15). Les deux plans sont appuyés sur des bras fixés à une colonne portante (qui n'est pas centrale) en acier. Les parties métalliques visibles sont vernies avec des poudres époxydiques de couleur noire.

Le plateau latéral (droit ou gauche) est pivotant et peut donc être positionné selon les nécessités esthétiques et fonctionnelles. La base a une structure d'acier, noyé en polyuréthane intégral moulé à froid de couleur noire. La colonne portante est prédisposée pour le passage des câbles (téléphone et/ou électricité).

Les bloc tiroirs ont une structure en mélaminé noir avec épaisseur de 20 à 30 mm, en fonction des différents éléments. Le plateau supérieur est recouvert de cuir. Les façades des tiroirs sont en mélaminé noir recouvert de cuir.

Les meubles en h. 79 cm. ont une structure en mélaminé noir avec épaisseur de 8 à 30 mm en fonction des différents éléments. Le plateau inférieur est recouvert de cuir. Le plateau supérieur est en cristal transparent. Les soutiens sont deux colonnes en acier verni avec des poudres époxydiques de couleur noire et avec une base en polyuréthane noir. Les façades des portes et des tiroirs sont en mélaminé noir recouvert de cuir.

Les meubles en h. 179 cm. ont une structure en mélaminé noir avec épaisseur de 8 à 30 mm, en fonction des différents éléments. Le plateau supérieur a la bordure recouverte de cuir. Les façades des portes et des tiroirs sont en mélaminé noir recouvert de cuir ou avec détail en cristal transparent.

Les poignées sont en tubulaire rond verni avec des poudres époxydiques de couleur noire.

arkitre la tapa de la mesa de escritorio y el ala están fabricadas en cristal (de 15 mm de grosor) y ambos están colocados sobre brazos de acero, los cuáles están fijados a las columnas de acero del lado izquierdo y derecho. Las partes metálicas están disponibles únicamente en pintura en polvo epoxy barnizada negra. La tapa del ala, izquierda o derecha, gira libremente y puede ser ajustada según necesidades funcionales y estéticas. La base tiene una estructura de acero completamente incrustada en poliuretano negro formado en frío. La columna de apoyo está dispuesta para el paso de cableado eléctrico y telefónico.

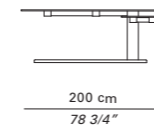
Las cajoneras tienen una estructura de paneles de melamina negros (con un grosor variable desde 20 a 30 mm, para los diferentes elementos) y la tapa superior está cubierta en cuero. Los frentes de los cajones están hechos de paneles de melamina negros cubiertos en cuero.

Los armarios de 79 cm de altura tienen una estructura de paneles de melamina negros (con un grosor variable desde 8 a 30 mm para los diferentes elementos) con la tapa inferior cubierta en cuero. La tapa superior es en cristal transparente, mientras que los apoyos son en dos columnas de acero barnizadas en pintura en polvo epoxy con un pie en poliuretano negro formado en frío. Los frentes de las puertas y de los cajones están hechos de paneles de melamina negros cubiertos en cuero.

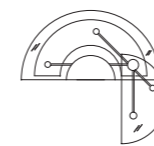
Los armarios de 179 cm de altura tienen una estructura de paneles de melamina negros (con un grosor variable desde 8 a 30 mm para los diferentes elementos); la tapa superior tiene el canto cubierto en cuero. Los frentes de las puertas y de los cajones están hechos de paneles de melamina negra cubiertos en cuero o con una inserción de cristal.

Los tiradores son en tubo redondo barnizados en pintura en polvo epoxy negra.

arkitr0000450



76 cm | 29 7/8"



186 cm | 73 1/4"

arkitr0000451



65 cm | 25 5/8"



60 cm | 23 5/8"

arkitr0000452



65 cm | 25 5/8"



60 cm | 23 5/8"

arkitr0000453



79 cm | 31 1/8"




45 cm | 17 3/4"

arkitr0000454



79 cm | 31 1/8"



45 cm | 17 3/4"

arkitr0000455



53cm | 20 7/8"

54,5 cm | 21 1/2"

arkitr0000456



53cm | 20 7/8"

54,5 cm | 21 1/2"

arkitr0000457



53cm | 20 7/8"

54,5 cm | 21 1/2"

arkitr0000469



116 cm | 45 5/8"



3cm · 1 1/8"

44,5cm | 17 1/2"

arkitr0000470



172 cm | 67 3/4"



3cm · 1 1/8"

44,5cm | 17 1/2"

arkitr0000471



228 cm | 89 3/4"



3cm · 1 1/8"

44,5cm | 17 1/2"

arkitr0000472



284 cm | 111 3/4"



3cm · 1 1/8"

44,5cm | 17 1/2"

arkitr0000458



179cm | 70 1/2"



56 cm | 22"



42cm | 16 1/2"

arkitr0000459

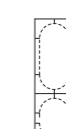


179cm | 70 1/2"



56 cm | 22"

arkitr0000460



179cm | 70 1/2"

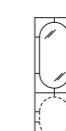


56 cm | 22"



42cm | 16 1/2"

arkitr0000461



179cm | 70 1/2"



56 cm | 22"



42cm | 16 1/2"

arkitr000460a



179cm | 70 1/2"



56 cm | 22"



42cm | 16 1/2"

arkitr000461a



179cm | 70 1/2"



56 cm | 22"

arkitr0000462

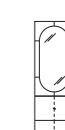


179cm | 70 1/2"



56 cm | 22"

arkitr0000463

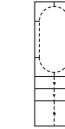


179cm | 70 1/2"



56 cm | 22"

arkitr0000464



179cm | 70 1/2"

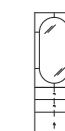


56 cm | 22"



42cm | 16 1/2"

arkitr0000465



179cm | 70 1/2"



56 cm | 22"

arkitr0000466

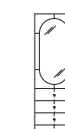


179cm | 70 1/2"



56 cm | 22"

arkitr0000467



179cm | 70 1/2"



56 cm | 22"



frigorifero
fridge

big / super big

Guido Faleschini

big/superbig, una scelta per imporre la giusta importanza al proprio ambiente di lavoro e alla sala riunioni. I piani e le gambe delle scrivanie e dei tavoli riunione sono realizzati in pannello tamburato con bordi e traversi in massello di faggio, cartone a nido d'ape spessore 35 mm e due pannelli di mdf o di nobilitato nero da 10 mm sulle due facce. I bordi arrotondati sono sempre rivestiti in cuoio, mentre il top puo' essere in cuoio, in essenza di ciliegio, in cristallo verniciato nero oppure in laminato nero.

La struttura delle cassettiere e degli allunghi è in pannello nobilitato nero e puo' essere anche rivestita completamente in cuoio; il bordo del top e del basamento è sempre in cuoio mentre il top è in cuoio oppure in laminato nero. I frontali sono in pannello nobilitato nero rivestiti in cuoio oppure impiacciati in essenza di ciliegio. I mobili contenitori hanno un basamento in pannello tamburato con finitura in nobilitato nero e con il bordo rivestito in cuoio; la struttura ed il top sono realizzati in pannello nobilitato nero con spessore variabile nei diversi elementi da 8 mm a 30 mm. Il top dei mobili con h. 76 cm è rivestito completamente in cuoio oppure è in essenza di ciliegio con bordo in cuoio, mentre i mobili con h. 186 cm hanno il top in nobilitato nero con bordo in cuoio. E' possibile anche, su richiesta, avere la spalla laterale del mobile rivestita in cuoio. I mobili hanno un profilo verticale in tubolare metallico verniciato a polveri epossidiche di colore nero. I frontali delle ante e dei cassetti sono in pannello nobilitato nero e rivestiti in cuoio oppure in essenza di ciliegio oppure in cristallo fumè.

Le maniglie sono in acciaio verniciato a polveri epossidiche di colore nero. Le poltrone hanno una struttura in multistrato di faggio rivestita in vellutino accoppiato. I cuscini di seduta e dei braccioli sono in poliuretano schiumato a freddo mentre quello dello schienale è in poliuretano espanso entrambi rivestiti con vellutino accoppiato. Le poltrone sono dotate di basculante e regolabili in altezza mediante pistone a gas. Il basamento è disponibile in una versione in poliuretano integrale nero schiumato a freddo o in alluminio lucidato o verniciato nero. I braccioli sono in acciaio cromato o verniciato nero a polveri epossidiche.

big/superbig, a selection that establishes the importance of the proper working environment and also of conference rooms.

The tops and the legs of the desks and conference tables are made of honeycomb fiberboard with edges and crossbars in beechwood, honeycomb material 35 mm, and two panels each 10mm with mdf or black melamine coating on the two faces. The round edges are always covered by saddle leather, while the top can be in saddle leather, veneered in cherry wood, in black varnished glass or in black laminate.

The frame of the pedestals and returns is in black melamine coated panel and can also be covered completely by saddle leather; the edge on the top and on the base is always in saddle leather while the top is in saddle leather or in black laminate. The fronts are in black melamine covered by saddle leather or veneered in cherry wood.

The filing cabinets have a base in honeycomb fiberboard with black melamine coating finish and the edge covered by saddle leather; the frame and the top are made in black melamine coated panels with thickness variable for the different elements from 8 mm. to 30 mm. On the 76 cm high cabinets the top is completely covered by saddle leather or veneered in cherry wood with the edges in saddle leather, while on the 186 cm high cabinets it is covered by saddle leather on the external edge only. The cabinets have a vertical profile in tubular metal varnished with black epoxy powder. The fronts of the doors and drawers are in black melamine coated panels and covered by saddle leather or veneered in cherry wood or in smoked glass. The handles are in steel varnished with black epoxy powder.

The armchair structures are in beechwood multi-ply panels covered by bonded plush. The seat and arm cushions are in cold formed polyurethane, while the back cushion is in polyurethane foam, both covered by bonded plush. The armchairs are equipped with tilt mechanism and are adjustable in height through a gas-piston. The base is available in black self skinning cold formed polyurethane or in polished aluminium or in black epoxy powder varnished.

big/superbig est le choix pour donner l'importance correcte au poste de travail et à la salle de réunion.

Les plans et les pieds des bureaux ainsi que des tables de réunion sont réalisés en panneau nid d'abeilles avec bordures et travers en hêtre massif, carton à nid abeilles d'épaisseur 35 mm et deux panneaux de mdf ou de mélaminé noir d'épaisseur 10 mm sur les deux côtés. Les bordures arrondies sont toujours recouvertes de cuir. Le plateau peut être en cuir, en placage de merisier, en cristal verni noir ou en laminé noir.

La structure des bloc tiroirs et des rallonges est en mélaminé noir et peut être entièrement recouverte de cuir. Le top est en mélaminé noir ou en cuir, mais la bordure du top et de la base sont toujours en cuir. Façades en mélaminé noir recouvert de cuir ou en placage de merisier.

Les meubles ont une base en panneau nid d'abeilles avec finition en mélaminé noir et bordure recouverte de cuir. La structure et le top sont en mélaminé noir avec épaisseur de 8 à 30 mm, en fonction des différents les éléments. Le top est complètement recouvert de cuir ou en placage de merisier pour les meubles h. 76, au contraire, pour les meubles h. 186 il est en mélaminé noir avec bordure en cuir. Sur demande il est possible d'avoir le coté latéral des meubles recouvert de cuir. Les meubles ont des éléments de finitions verticaux en métal tubulaire verni avec des poudres époxydiques de couleur noire. Les façades des portes et des tiroirs sont en mélaminé noir recouvert de cuir, en placage de merisier ou en cristal fumé.

Les poignées sont en acier verni avec des poudres époxydiques de couleur noire.

Les fauteuils ont une structure en hêtre multiplis recouvert de veloutine. Les coussins d'assise et des accoudoirs sont en polyuréthane moulé à froid recouvert de veloutine. Le coussin de dossier est en polyuréthane expansé recouvert de veloutine. Avec bascule et réglables en hauteur grâce à un système gaz. Le pied est disponible en polyuréthane intégral noir moulé à froid ou en aluminium (luisant ou verni noir). Les accoudoirs sont en acier chromé ou verni avec des poudres époxydiques de couleur noire.

big/superbig una selección que establece la importancia de un ambiente trabajo adecuado y también para las salas de reuniones.

Las tapas y las patas de las mesas de escritorio y las mesas de reuniones están compuestos por tableros de fibra de panal con cantos y travesaños en madera de haya, material apalado de 35 mm y dos paneles de 10 mm cada uno con mdf o melamina negra en las dos caras. Los cantos redondeados están siempre cubiertos en cuero, mientras que puede ser en cuero, contrachapado de madera de cerezo, en cristal barnizado negro o en laminado negro.

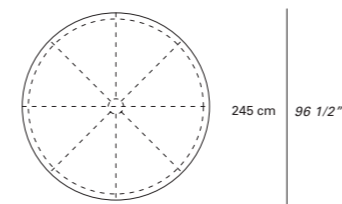
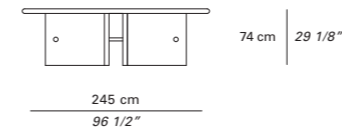
La estructura de las cajoneras y alas es de paneles de melamina negra y pueden estar completamente cubiertos en cuero; el canto en la tapa y en la base es siempre en cuero, mientras que la tapa puede ser en cuero o en laminado negro.

Los frentes son en melamina negra cubierta en cuero o contrachapados en madera de cerezo.

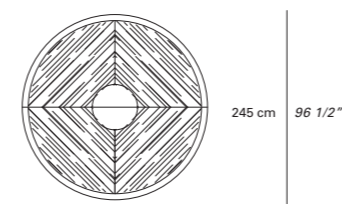
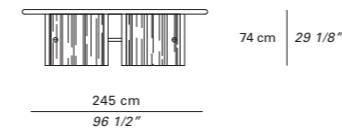
Los armarios archivadores tienen una base de tableros de fibra de panal con revestimiento en melamina negra y el canto cubierto en cuero; la estructura y la tapa están hechas con paneles de melamina negra de grosor variable para los diferentes elementos desde 8 mm a 30 mm. En los armarios de 76 cm de altura, la tapa está completamente cubierta en cuero o en contrachapado de madera de cerezo con los cantos en cuero, mientras que en los armarios de 186 cm de altura, estos están cubiertos en cuero únicamente en el canto externo. Los armarios tienen un perfil vertical en metal tubular barnizado en pintura en polvo epoxy negra. Los frentes de las puertas y de los cajones son de paneles de melamina negros y cubiertos por cuero, o contrachapados en madero de cerezo o en cristal ahumado. Los tiradores son de acero barnizado en pintura en polvo epoxy negra.

La estructura del sillón es de madera de haya de múltiples capas cubiertas por paneles de felpa unida. Los cojines del asiento y brazos son de poliuretano formado en frío, mientras que el cojin del respaldo es de almohadilla de poliuretano, ambos cubiertos por felpa unida. Los sillones están equipados con mecanismo de inclinación y son ajustables en altura mediante pistón de gas. La base está disponible en poliuretano negro formado en frío, o en aluminio pulido, o barnizada en pintura en polvo epoxy negra.

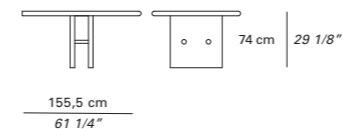
big000desk46c



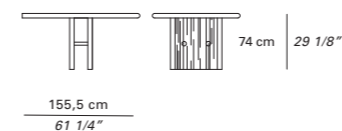
big000desk46e



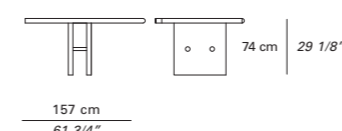
big000desk47c



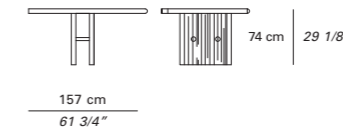
big000desk47e



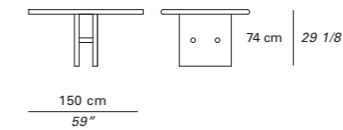
big000desk49c



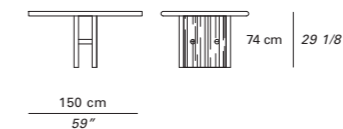
big000desk49e




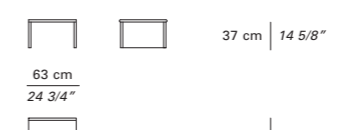
big000desk48c




big000desk48e




big000desk55c



big000desk55e



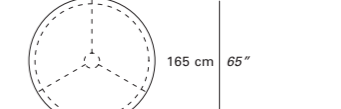
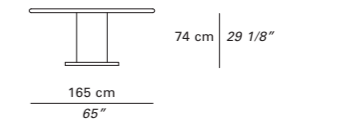
big000desk56c



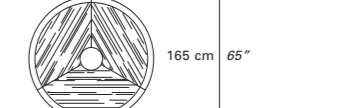
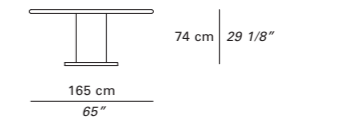
big000desk56e



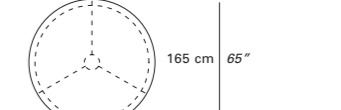
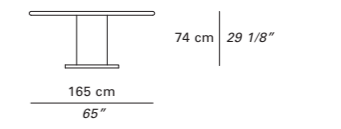
big000desk81c



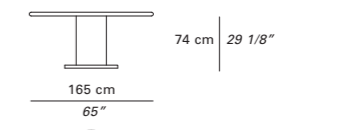
big000desk81e



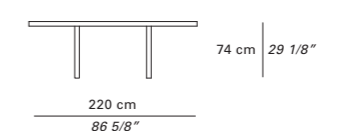
big000desk82c



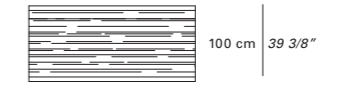
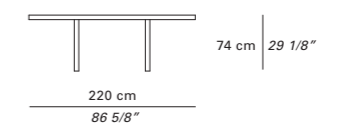
big000desk82e



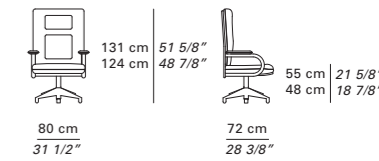
big000desk83c



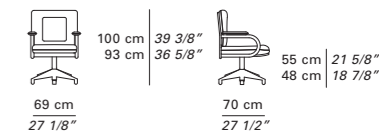
big000desk83e



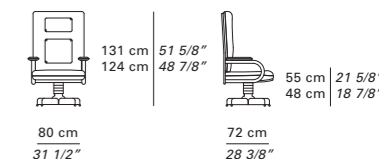
big000polt025



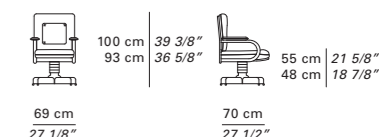
big000polt026



big000polt059

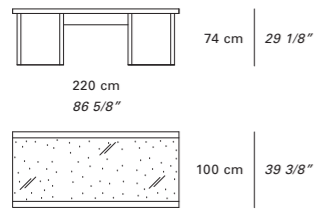


big000polt060

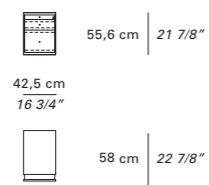


big

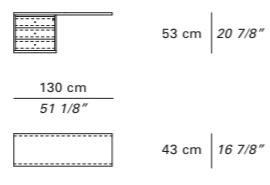
superbdesk01v



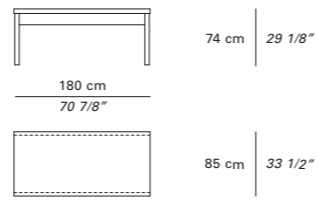
superbdesk03l



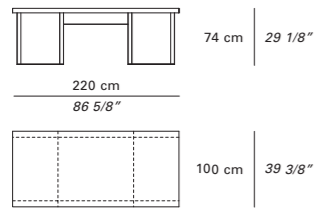
superbdesk05l



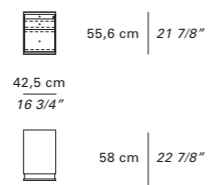
superbdesk07c



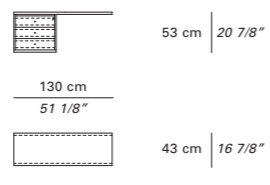
superbdesk01c



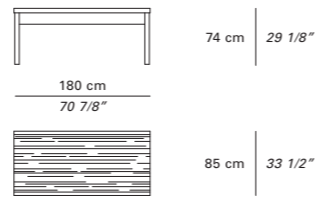
superbdesk03c



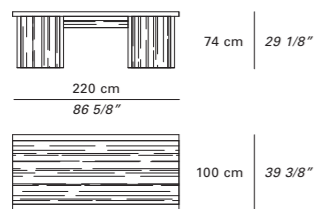
superbdesk05c



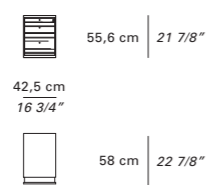
superbdesk07e



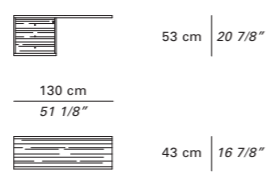
superbdesk01e



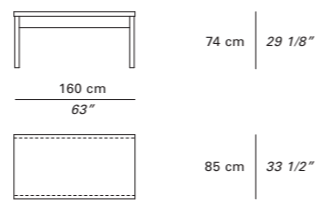
superbdesk03e



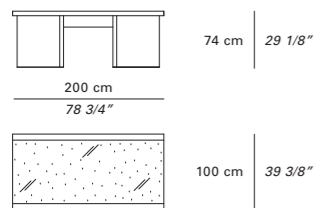
superbdesk05e



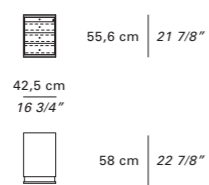
superbdesk08c



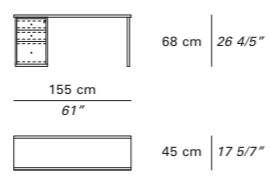
superbdesk02v



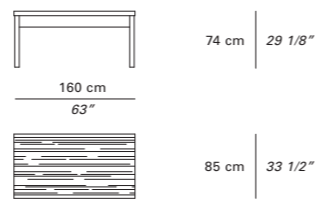
superbdesk04l



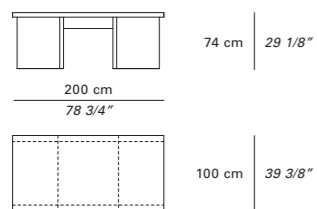
superbdesk06l



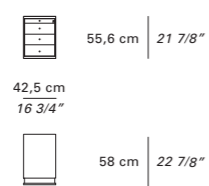
superbdesk08e



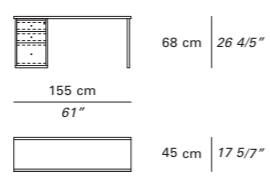
superbdesk02c



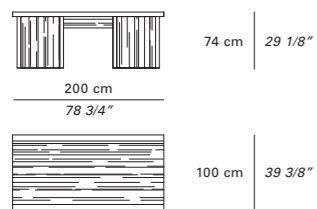
superbdesk04c



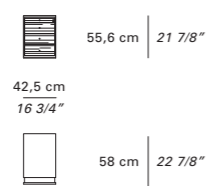
superbdesk06c



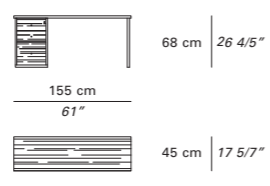
superbdesk02e



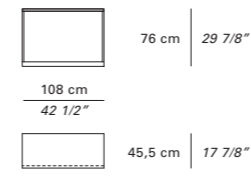
superbdesk04e



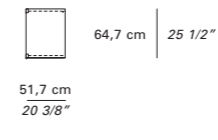
superbdesk06e



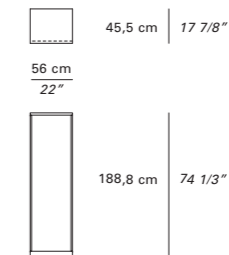
superbmobi10c



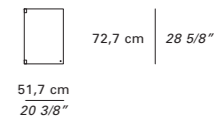
superbmobi12c



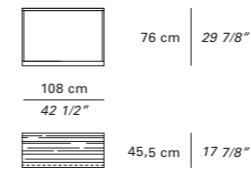
superbmobi20c



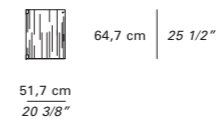
superbmobi22c



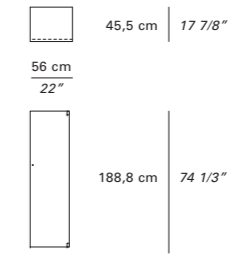
superbmobi10e



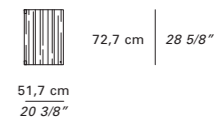
superbmobi12e



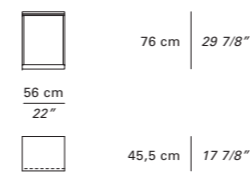
superbmobi21c



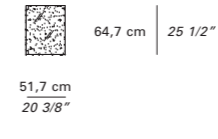
superbmobi22e



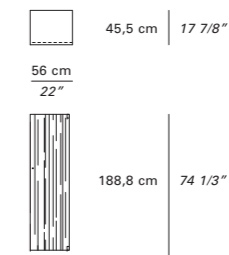
superbmobi11c



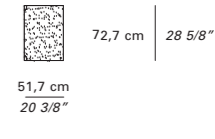
superbmobi12v



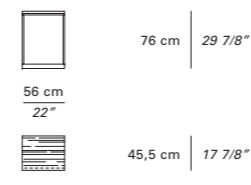
superbmobi21e



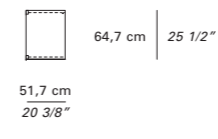
superbmobi22v



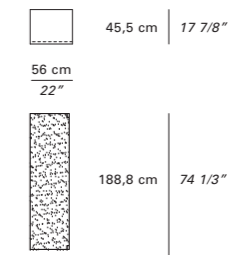
superbmobi11e



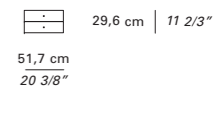
superbmobi13c



superbmobi21v



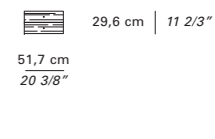
superbmobi23c



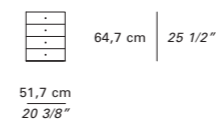
superbmobi13e



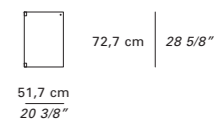
superbmobi23e



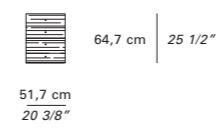
superbmobi14c



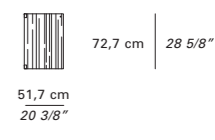
superbmobi24c



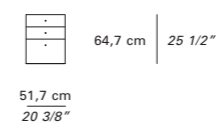
superbmobi14e



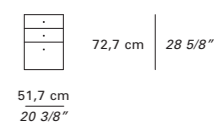
superbmobi24e



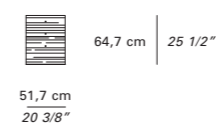
superbmobi15c



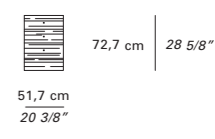
superbmobi25c



superbmobi15e



superbmobi25e



bird

Luca Scacchetti

bird the tops of the desks are composed by melamine coated panel with thickness 30 or 35 mm in two size; the smaller side of the desk have a profile where the thickness is reduced 'till zero thanks to a reinforced metal sheet thickness 2 mm. The top can be completely covered by saddle leather or have saddle leather around just the outer edges; in this case there is a central inlay that can be a particleboard panel maple veneered (thickness mm 8) or a black varnished underneath glass. The supports are two steel tubular legs grey epoxy powder varnished and covered by saddle leather; the base of each leg opens out into 4 tapering tubular steel feet grey epoxy powder varnished, each with a height-adjustable supporting element covered by saddle leather. The barrel and rectangular shaped table tops are 35 mm thick and completely covered by saddle leather. The support is the same of the desk support. The square and round conference table tops comes in 4 different finishes:

- All glass, chamfered 15 mm thickness.
- Melamine coated panel thickness 30 or 35 mm completely covered by saddle leather or with outer edge covered by saddle leather and a central insert in particleboard panel maple veneered or in glass black varnished on the underside.

The central support is a steel tubular leg grey epoxy powder varnished and covered by saddle leather; the base of the leg opens out into 4 tapering tubular steel feet grey epoxy powder varnished, with a height-adjustable supporting element covered by saddle leather. Each foot also has a steel extension rising to the top to give stability to the table.

The cabinets have a frame in maple finish melamine coated panels (with a variable thickness from 16 mm to 30 mm for the different elements). The top is a sheet steel completely covered by saddle leather, except for the 210 cm high cabinet in which only the outer edge is covered by saddle leather. The drawers and the side cabinet have 4 casters while all the other cabinets have 4 tubular steel feet grey epoxy powder varnished with a supporting element covered by saddle leather. The cabinets at 4 units have an extra central support while the cabinets at 5 units have two extra central support. The steel handles are covered by saddle leather and come in two different width for the drawers or for the doors. The drawers and the files fronts and the doors are in particleboard panel maple veneered or completely covered by saddle leather. There are also 24 different door configurations with a different saddle leather insert pattern applied to the maple veneering.

bird i piani delle scrivanie sono costituiti da pannelli nobilitati con uno spessore di 30 o 35 mm in due misure; il lato più corto della scrivania ha un profilo con uno spessore che si assottiglia fino a zero grazie ad una lamiera di rinforzo di 2 mm di spessore. Il piano può essere rivestito completamente in cuoio oppure avere in cuoio solo i bordi perimetrali; in questo caso nella parte centrale viene inserito un pannello di particelle di legno impiallacciato con essenza di acero con spessore di 8 mm oppure un inserto in cristallo verniciato nero nella parte inferiore. I sostegni dei piani sono costituiti da due gambe in tubolare d'acciaio verniciate a polveri epossidiche colore grigio alluminio e rivestite in cuoio; alla loro base c'è un piede d'appoggio a terra costituito da 4 razze in tubolare d'acciaio conificato e verniciato a polveri epossidiche colore grigio alluminio, ciascuna con un elemento di sostegno all'estremità rivestito in cuoio e regolabile per il livellamento a pavimento. Il piano dei tavoli riunione a botte e rettangolari ha spessore di 35 mm ed è rivestito completamente in cuoio. Il sostegno è uguale a quello delle scrivanie. I piani dei tavoli riunione quadrati e rotondi hanno 4 diverse finiture:

- Piano completamente in cristallo bisellato spessore 15 mm.
- Piano in pannello nobilitato spessore di 30 o 35 mm completamente rivestito in cuoio oppure con bordo perimetrale rivestito in cuoio ed inserto centrale realizzato con pannello di particelle di legno impiallacciato con essenza di acero oppure in cristallo verniciato nero nella parte inferiore.

Il sostegno centrale è costituito da una gamba in tubolare d'acciaio verniciata a polveri epossidiche colore grigio alluminio e rivestita in cuoio. Alla sua base c'è un piede d'appoggio a terra costituito da 4 razze in tubolare d'acciaio conificato e verniciato a polveri epossidiche colore grigio alluminio ciascuna con un elemento di sostegno all'estremità rivestito in cuoio e regolabile per il livellamento a pavimento; ogni razza ha inoltre un prolungamento in acciaio verso il piano per fornire allo stesso ulteriori 4 punti di appoggio.

I mobili contenitori hanno la struttura in pannello nobilitato in finitura acero con spessore variabile nei diversi elementi da 16 mm a 30 mm. Il top è realizzato in lamiera d'acciaio pressopiegata ed è sempre completamente rivestito in cuoio tranne che nel mobile h 210 cm in cui è rivestito in cuoio solo il bordo esterno. Le cassettiere ed il mobile di servizio hanno 4 ruote mentre tutti gli altri mobili hanno 4 piedini in tubolare d'acciaio curvato, conificato e verniciato a polveri epossidiche colore grigio alluminio con un elemento di sostegno all'estremità rivestito in cuoio. I mobili a 4 vani hanno un sostegno centrale aggiuntivo; quelli a 5 vani ne hanno due. Le maniglie sono realizzate in acciaio rivestite in cuoio e hanno due larghezze diverse per i cassetti o per le ante. I frontali dei cassetti e dei classificatori sono sempre in pannello di particelle di legno impiallacciato con essenza di acero a vista oppure ricoperti completamente in cuoio. Le ante dei mobili sono sempre in pannello di particelle di legno impiallacciato con essenza di acero a vista oppure completamente ricoperte in cuoio. Sono inoltre previste 24 diverse configurazioni di ante con un inserto in cuoio di diverso disegno che si applica all'impiallacciatura di acero.

bird les plans des bureaux sont réalisés en mélaminé de 30 ou 35 mm d'épaisseur, de deux dimensions différentes; l'épaisseur du côté le plus court du bureau se réduit de plus en plus pour arriver pratiquement à zéro, grâce à une tôle de renforcement de 2 mm d'épaisseur. Le plan peut être recouvert entièrement de cuir ou n'avoir que le pourtour en cuir. Dans ce cas-là, la partie centrale est constituée d'un panneau en aggloméré de bois, plaque érable, d'une épaisseur de 8 mm ou d'un cristal verni noir sur sa partie inférieure. Les plans sont supportés par deux pieds en acier tubulaire, peints avec des poudres époxydiques gris aluminium et revêtus de cuir. Ils sont appuyés au sol sur un piétement à 4 branches en acier tubulaire de forme conique peint avec des poudres époxydiques gris aluminium, chacune étant dotée à son extrémité d'un élément de support réglable pour la mise à niveau, recouvert de cuir. Le plan des tables de réunion, en tonneau et rectangulaire, possède une épaisseur de 35 mm et il est entièrement recouvert de cuir. Le support est le même que celui des bureaux.

- Les plans carrés et ronds des tables de réunion sont disponibles en 4 finitions différentes:
- Plan entièrement en cristal biseauté de 15 mm d'épaisseur.

• Plan en mélaminé de 30 ou 35 mm d'épaisseur entièrement recouvert de cuir ou bien avec le pourtour en cuir et la partie centrale constituée d'un panneau en aggloméré de bois, plaqué érable, d'une épaisseur de 8 mm ou d'un cristal verni noir sur sa partie inférieure. Le plan est supporté au centre par un pied en acier tubulaire verni avec des poudres époxydiques gris aluminium et recouvert de cuir. Il est appuyé au sol sur un piétement à 4 branches acier tubulaire de forme conique, verni avec des poudres époxydiques gris aluminium, chacune étant dotée à son extrémité d'un élément de support réglable pour la mise à niveau, recouvert de cuir. Chaque branche a un prolongement vers le plan, en acier, pour fournir, à ce dernier, 4 points d'appui supplémentaires.

Les armoires de rangement ont d'une structure en mélaminé, finition érable, d'une épaisseur de 20 mm à 30 mm, en fonction des différents éléments. Le dessus est en tôle d'acier pliée sous pression et il est toujours entièrement revêtu de cuir à l'exception du meuble de h 210 cm qui a uniquement la bordure extérieure recouverte de cuir. Les blocs tiroirs et la desserte sont sur 4 roulettes alors que tous les autres meubles sont pourvus de pieds en tube d'acier courbé de forme conique verni avec des poudres époxydiques gris aluminium. Les pieds ont à leur extrémité un élément de support recouvert de cuir. Les meubles pourvus de 4 compartiments ont un support central supplémentaire; ceux à 5 compartiments en ont deux. Les poignées, réalisées en acier recouvert de cuir, sont de deux largeurs différentes pour les tiroirs ou pour les portes. Les façades des tiroirs et des classeurs sont en panneau d'aggloméré de bois, plaqué érable, ou entièrement recouvert de cuir. Les portes des meubles sont en panneau d'aggloméré de bois, plaqué érable, ou entièrement recouvert de cuir. Il existe, d'autre part, 24 configurations de portes différenciées par une incrustation en cuir de dessin différent appliquée au placage érable.

bird las tapas de las mesas de escritorio están compuestas por paneles de melamina de 30 o 35 mm de grosor en dos tamaños; el lado más pequeño del escritorio tiene un perfil donde el grosor es reducido a cero gracias a una lámina de metal reforzada de 2 mm. La tapa puede ser completamente cubierta en cuero o tener cuero alrededor sólo en los bordes externos; en este caso hay una inserción central que puede ser un panel de aglomerado contrachapado en arce (8 mm de grosor) o un cristal barnizado negro.

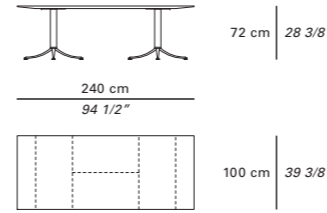
Los apoyos son dos patas de acero tubular barnizadas en pintura en polvo epoxy gris, cada una con un elemento de apoyo ajustable en altura cubierto en cuero. Las tapas de las mesas de reuniones cuadradas y redondas se ofrecen en 4 acabados diferentes:

- Todo cristal, biselado de 15 mm de grosor.
- Paneles de melamina de 30 o 35 mm de grosor completamente cubiertos en cuero o con los bordes externos cubiertos en cuero y una inserción central de panel de aglomerado contrachapado en arce o en cristal barnizado negro en el lado inferior.

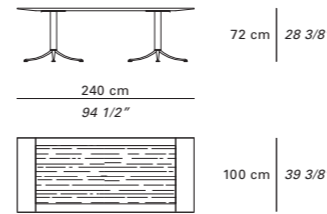
El apoyo central es una pata de acero tubular barnizada en pintura en polvo epoxy gris y cubierta en cuero; la base de las patas está compuesta de 4 pies de acero tubular barnizados en pintura en polvo epoxy gris, con un elemento de apoyo ajustable en altura cubierto en cuero. Cada pie dispone además de una extensión de acero que se eleva a la tapa para dar estabilidad a la mesa.

Los armarios tienen una estructura de paneles de melamina en acabado arce (con un grosor variable desde 16 mm a 30 mm para los diferentes elementos). La tapa es una lámina de acero cubierta completamente en cuero, a excepción del armario de 210 cm de alto en el cual únicamente los bordes externos están cubiertos en cuero. Las cajoneras y los armarios laterales tienen 4 ruedas mientras que todos los otros armarios tienen 4 pies de acero tubular barnizados en pintura en polvo epoxy gris con un elemento de apoyo cubierto en cuero. Los armarios de 4 módulos disponen de un apoyo central adicional, mientras que los armarios de 5 módulos disponen de 2 apoyos centrales adicionales. Los tiradores de acero están cubiertos en cuero y se ofrecen en dos anchuras diferentes para los cajones o para las puertas. Los frentes de los cajones y los archivos y las puertas son de paneles de aglomerado contrachapados en arce o cubiertos completamente en cuero. También están disponibles 24 combinaciones diferentes para las puertas con diferentes patrones para las inserciones en cuero aplicadas en el contrachapado de arce.

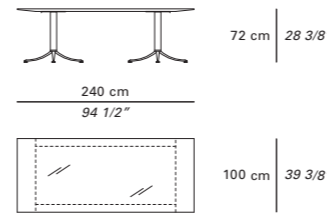
bird00desk900



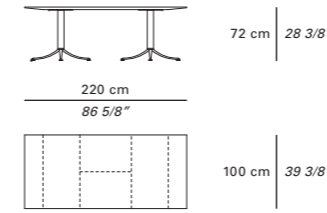
bird00desk901



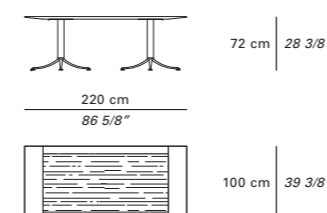
bird00desk902



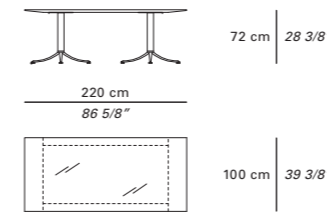
bird00desk903



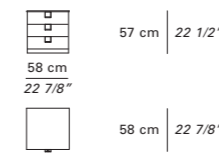
bird00desk904



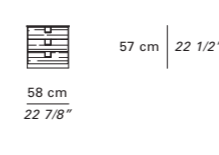
bird00desk905



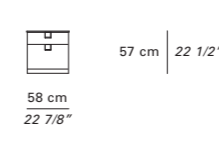
bird00mobi921



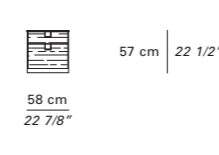
bird00mobi922



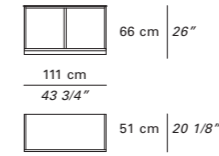
bird00mobi923



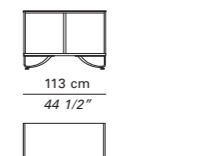
bird00mobi924



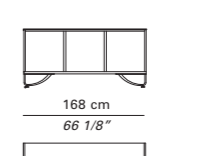
bird00mobi929



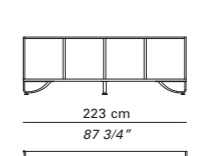
bird00mobi930



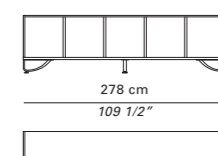
bird00mobi931



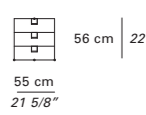
bird00mobi932



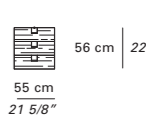
bird00mobi933



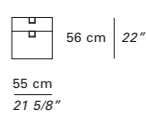
bird00mobi925



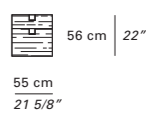
bird00mobi926



bird00mobi927

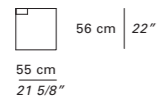


bird00mobi928

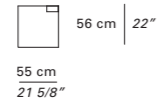


bird

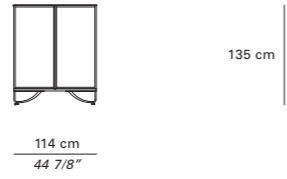
bird00mobi942



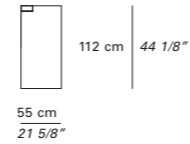
bird00mobi943



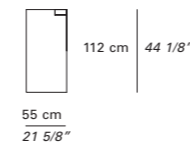
bird00mobi934



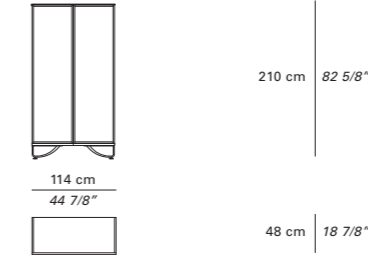
bird00mobi958



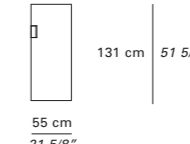
bird00mobi959



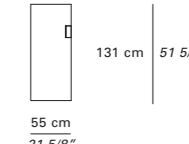
bird00mobi938



bird00mobi970



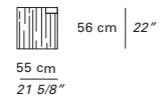
bird00mobi 971



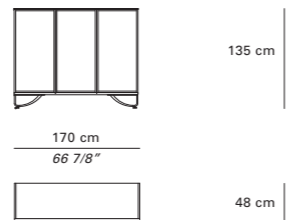
bird00mobi944



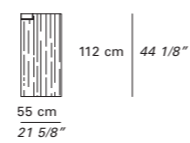
bird00mobi945



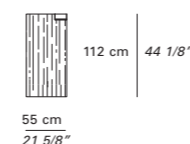
bird00mobi935



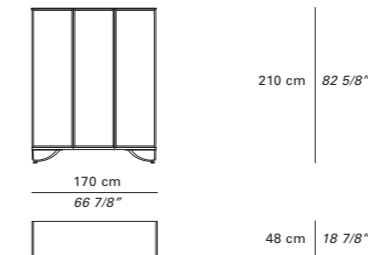
bird00mobi960



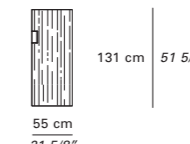
bird00mobi961



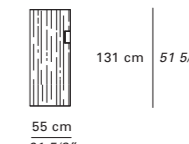
bird00mobi939



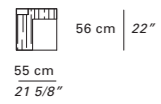
bird00mobi972



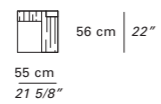
bird00mobi973



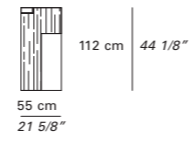
bird00mobi946



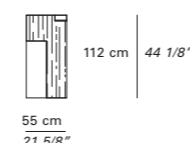
bird00mobi947



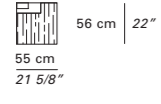
bird00mobi962



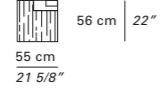
bird00mobi963



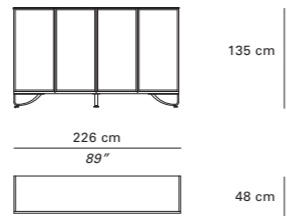
bird00mobi948



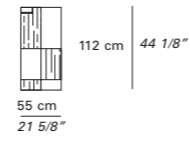
bird00mobi949



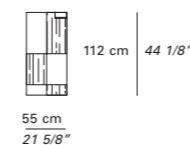
bird00mobi936



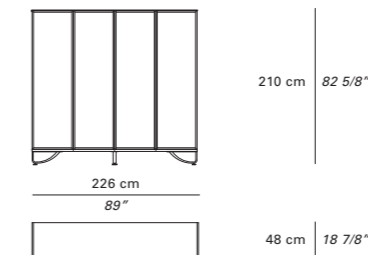
bird00mobi964



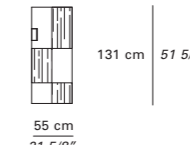
bird00mobi965



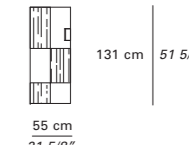
bird00mobi940



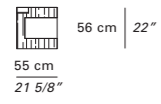
bird00mobi976



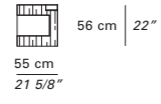
bird00mobi977



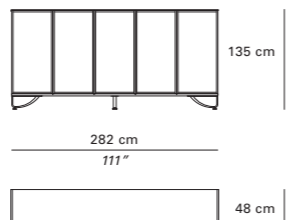
bird00mobi950



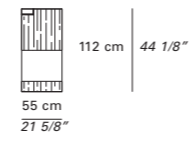
bird00mobi951



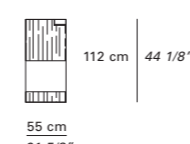
bird00mobi937



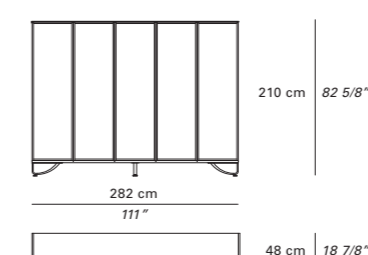
bird00mobi966



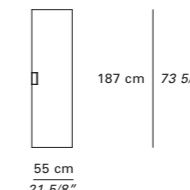
bird00mobi967



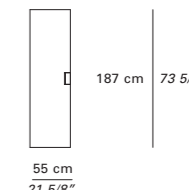
bird00mobi941



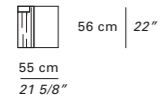
bird00mobi978



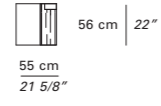
bird00mobi979



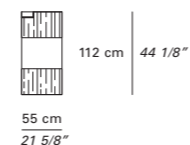
bird00mobi952



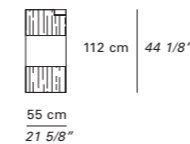
bird00mobi953



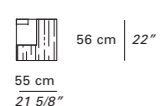
bird00mobi968



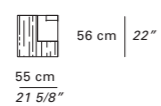
bird00mobi969



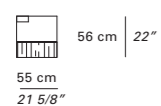
bird00mobi954



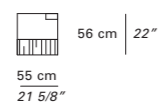
bird00mobi955



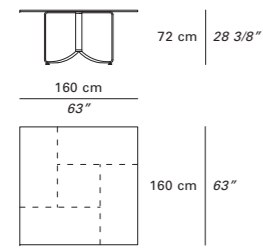
bird00mobi956



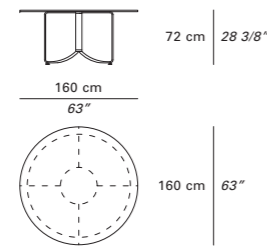
bird00mobi957



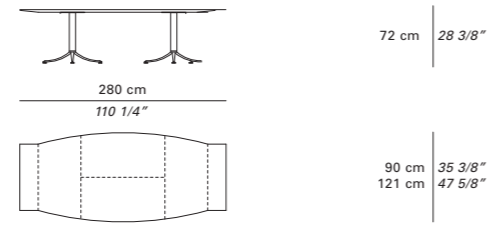
bird00desk911



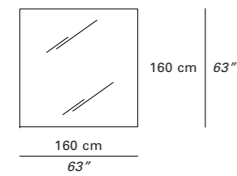
bird00desk917



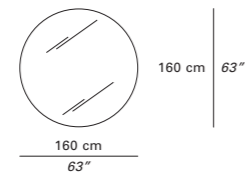
bird00desk906



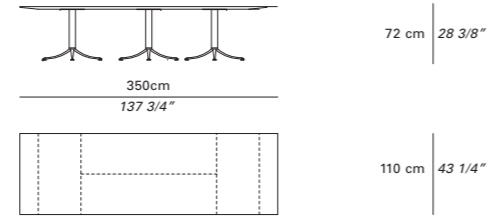
bird00desk912



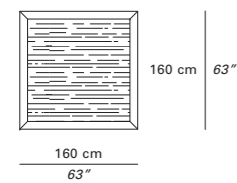
bird00desk918



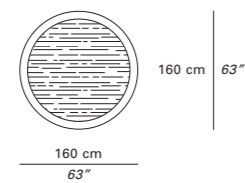
bird00desk907



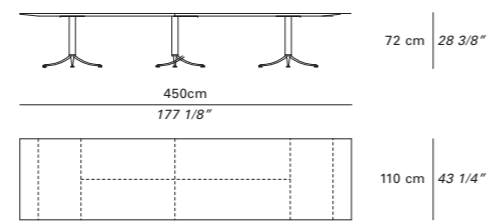
bird00desk913



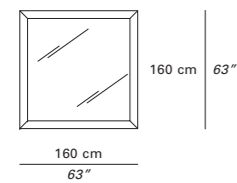
bird00desk919



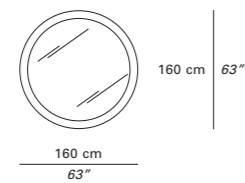
bird00desk908



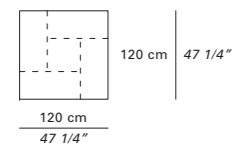
bird00desk914



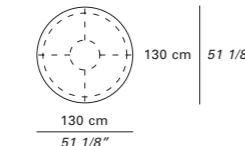
bird00desk920



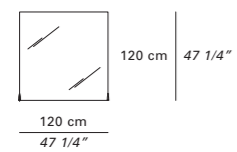
bird00desk909



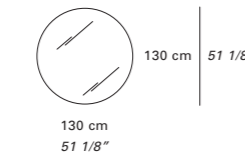
bird00desk915

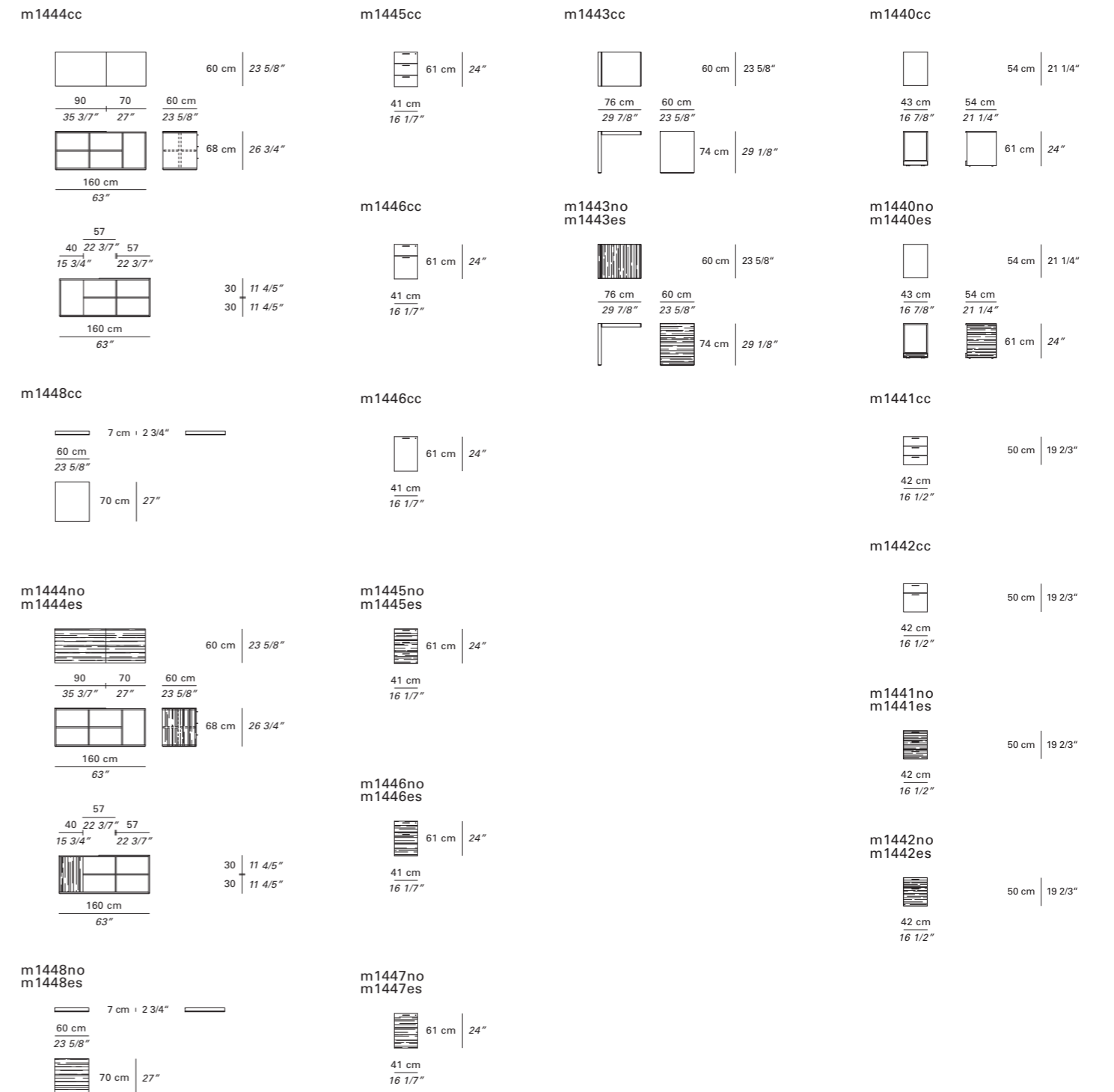



bird00desk910



bird00desk916





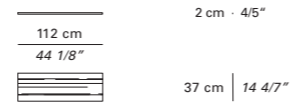
d1418cc



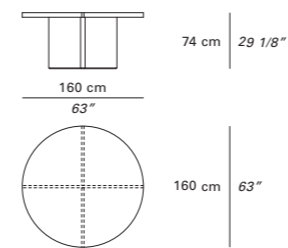
d1418no
d1418es



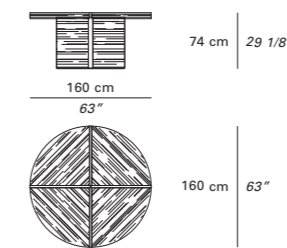
d1464no



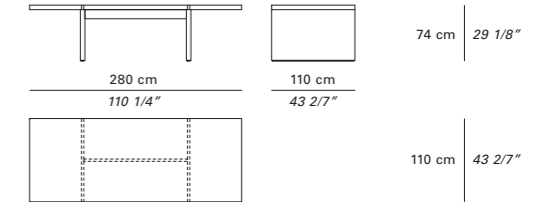
d1415cc



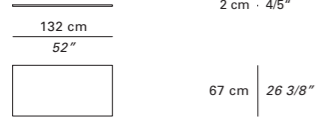
d1415no
d1415es



d1413cc



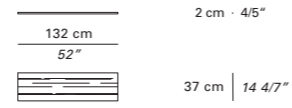
d1420cc



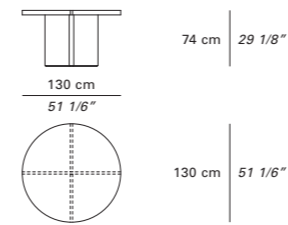
d1420no
d1420es



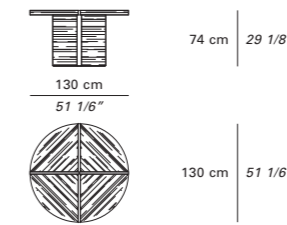
d1465no



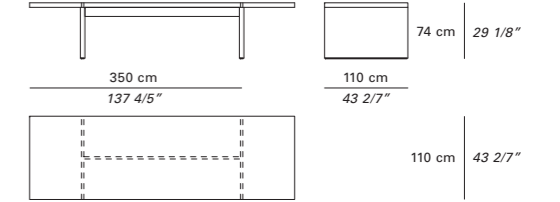
d1416cc



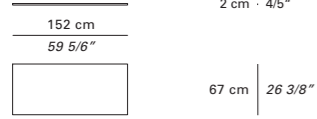
d1416no
d1416es



d1414cc



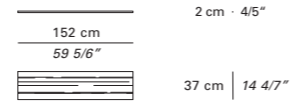
d1422cc



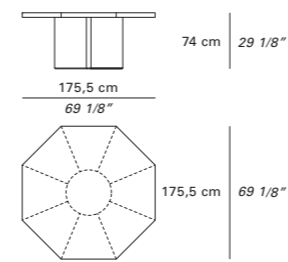
d1422no
d1422es



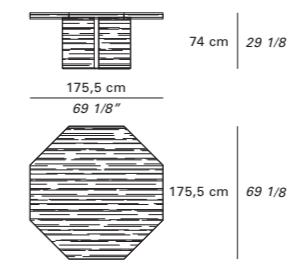
d1466no



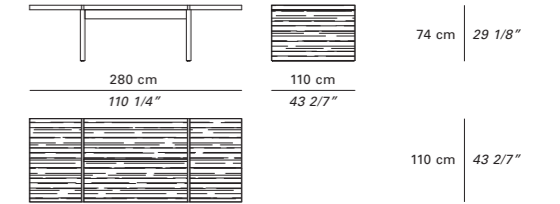
d1417cc



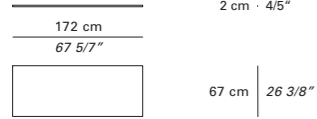
d1417no
d1417es




d1413no
d1413es



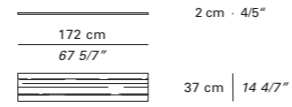
d1424cc



d1424no
d1424es



d1467no



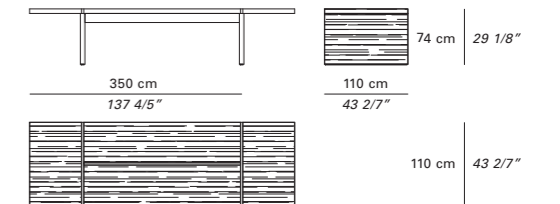
d1417cc



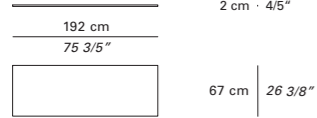
d1417no
d1417es



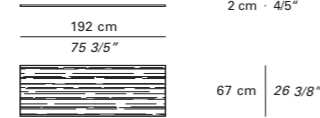
d1414no
d1414es



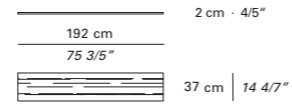
d1426cc



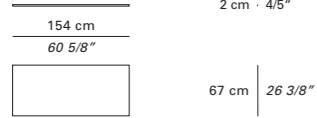
d1426no
d1426es



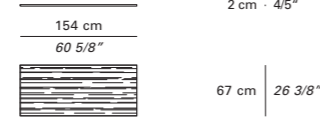
d1468no



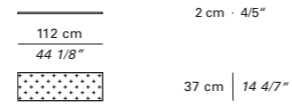
d1419cc



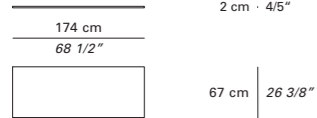
d1419no
d1419es



d1464te



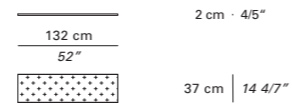
d1421cc



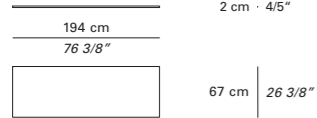
d1421no
d1421es



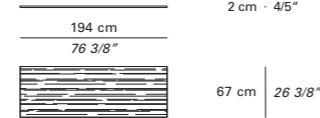
d1465te



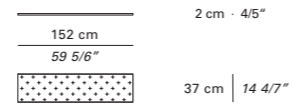
d1423cc



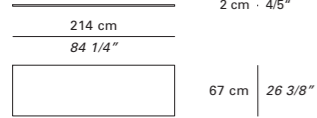
d1423no
d1423es



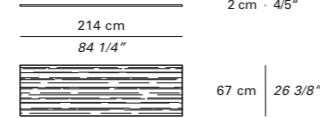
d1466te



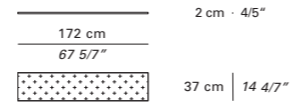
d1425cc



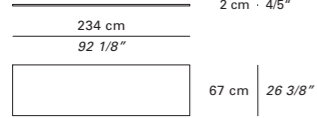
d1425no
d1425es



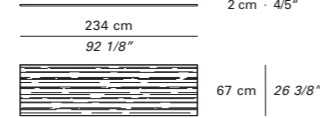
d1467te



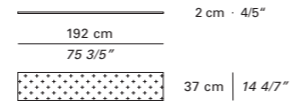
d1427cc



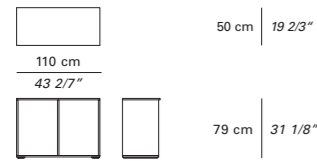
d1427no
d1427es



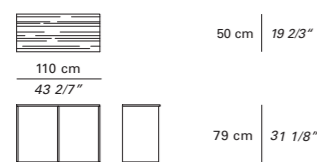
d1468te



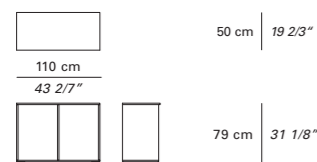
m1449cc



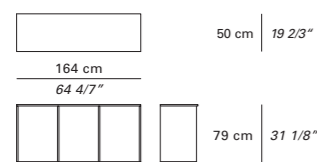
m1449es



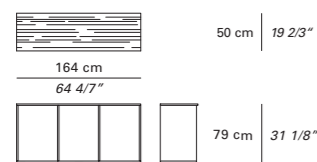
m1449no



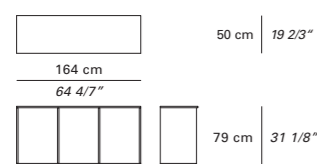
m1450cc



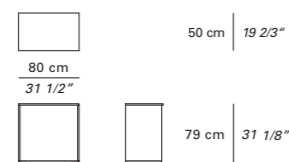
m1450es



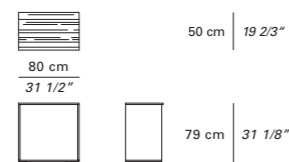
m1450no



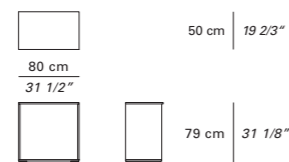
m1458cc



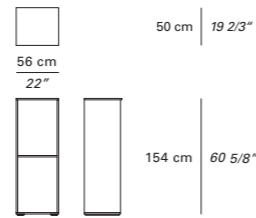
m1458es



m1458no



m1452cc



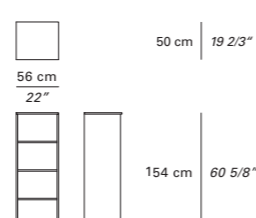
m1452es



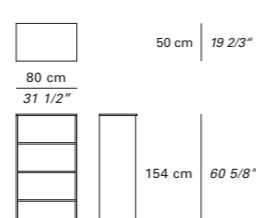
m1452no



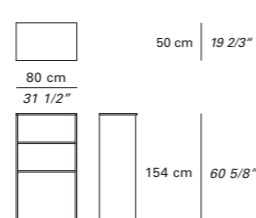
m1451no



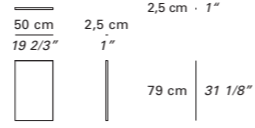
m1459no



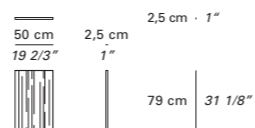
m1460no



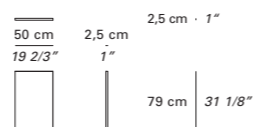
m1462cc



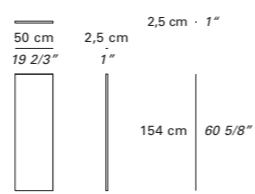
m1462es



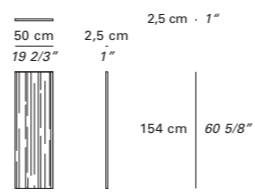
m1462no



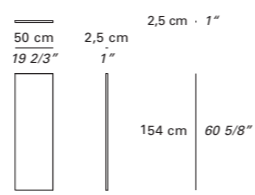
m1463cc



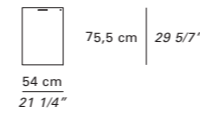
m1463es



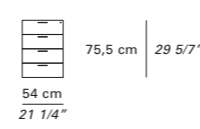
m1463no



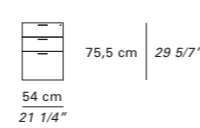
m1453cc



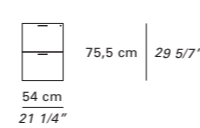
m1454cc



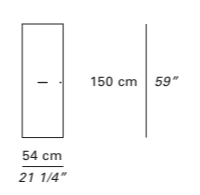
m1455cc



m1456cc



m1457cc



m1453no
m1453es



m1454no
m1454es



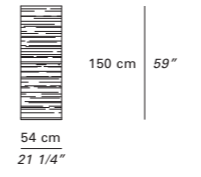
m1455no
m1455es



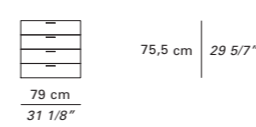
m1456no
m1456es



m1457no
m1457es



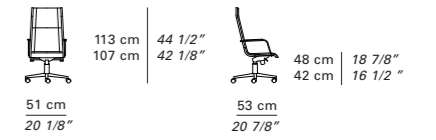
m1461cc



m1461no
m1461es



blade0pol1470



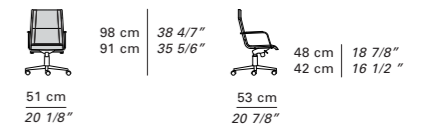
blade0pol1471



blade0pol1472



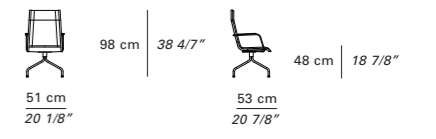
blade0pol1473



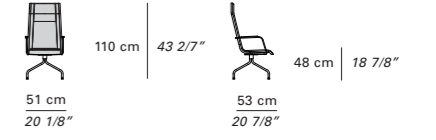
blade0pol1474



blade0pol1475



blade0pol1476



blade0pol1477



brick

Mauro Lipparini

brick la struttura dei braccioli e dello schienale è in pannello tamburato e rivestita totalmente in cuoio; la seduta è costituita da un telaio di acciaio al quale è fissato un intreccio di cinghie elastiche che garantiscono il molleggio. Su queste cinghie è poggiata una materassina in poliuretano espanso. I cuscini sono in morbidiissima piuma con un inserto in poliuretano espanso (solo per i cuscini di seduta). I piedini son in PVC nero. La collezione si completa con 2 tavolini di piccole dimensioni anch'essi in pannello tamburato completamente rivestiti in cuoio e da un tavolino da salotto in pannello di particelle di legno impiallacciato in ebano e cuoio.

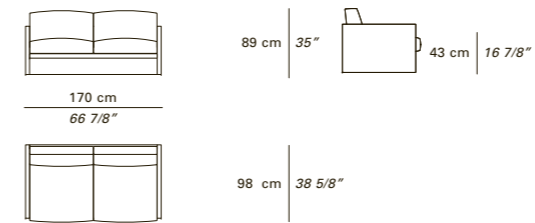
brick the frame of the arms and of the back is in honeycomb fiberboard completely covered by saddle leather; the seat steel frame has a springing system granted by interlaced elastic belts.

A polyurethane foam mat is laying on these belts. The back cushions are completely in feather while the seat cushion are in feather with an insert in polyurethane foam. The feet are in black PVC. Some coffee tables are also available; there are 2 coffee tables made in honeycomb fiberboard completely covered by saddle leather and 1 living room coffee-table made in particleboard panel ebony veneered and saddle leather.

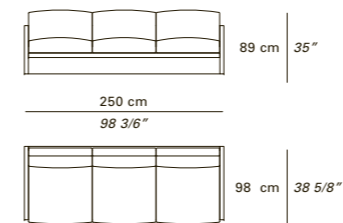
brick la structure des accoudoirs et du dossier est en panneau nid d'abeilles et recouverte entièrement de cuir. Le soutien de l'assise est garanti grâce à des sangles entrelacées qui sont fixées à un châssis en acier. Un petit matelas est appuyé sur les sangles. Les coussins sont en duvet très souple avec une couche de polyuréthane expansé à l'intérieur (uniquement pour les coussins d'assise). Les pieds sont en PVC noir. La collection est complétée par: 2 petites tables en panneau nid d'abeilles entièrement recouvert de cuir et par une table basse en aggloméré de bois plaqué en ébène et cuir.

brick la estructura de los brazos y del respaldo es de tableros de fibra de panal cubierto completamente en cuero; la estructura de acero del asiento dispone de un sistema elástico compuesto por correas elásticas entrelazadas. Una colchoneta de espuma de poliuretano se extiende sobre estas correas. Los cojines traseros son completamente de plumas, mientras que el cojín del asiento es de plumas con una inserción de espuma de poliuretano. Los pies son en PVC negro. También están disponibles varias mesitas de café; hay 2 mesitas de café hechas de tableros de fibra de panal cubiertas completamente en cuero y 1 mesita de centro fabricada de paneles de aglomerado contrachapados en ébano y cuero.

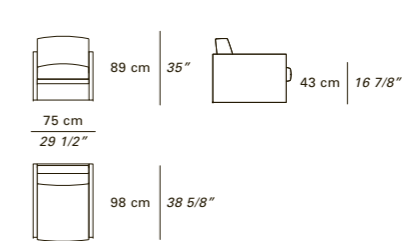
brick0diva170



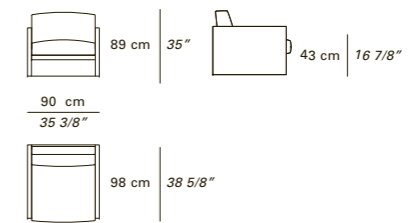
brick0diva250



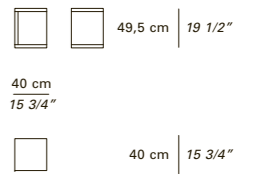
brick0poltr75



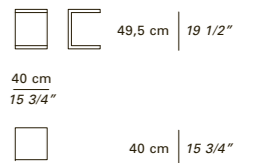
brick0poltr90



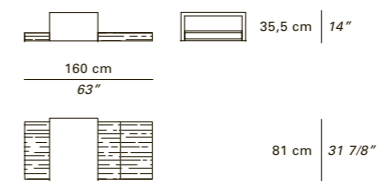
brick0tabox50



brick0tatwo50



brick0taveban



chesterman

Ammannati & Vitelli

chesterman la struttura è in legno massello di pioppo con alcuni elementi di collegamento in pannello nobilitato; il molleggio è realizzato tramite delle cinghie elastiche in polipropilene e lattice naturale. L'imbottitura della struttura e dei cuscini fissi della seduta è in poliuretano espanso a densità differenziata e ovatta poliestere. I supporti sono in acciaio cromato. Rivestimenti disponibili in tessuto o pelle entrambi non sfoderabili.

chesterman the frame is in solid poplar wood with some connection elements in melamine coated panels; the springing is due to elastic belts in polypropylene and natural latex. The padding of the frame and of the fixed cushions is made in polyurethan foam with different density and polyester wadding. The feet are in chromed steel. The cover is available in fabric or leather, both undressable.

chesterman la structure est en bois massif de peuplier avec des éléments de jonction en mélaminé. Le soutien est garanti par des sangles élastiques en polypropylène et latex naturel. Le rembourrage de la structure et des coussins fixes d'assise est en polyuréthane expansé avec densités différentes et ouate de polyester. Les supports sont en acier chromé. Revêtement en cuir ou tissu (les deux versions ne sont pas déhoussables).

chesterman la estructura es de madera maciza de álamo con algunos elementos conectores de paneles de melamina; la elasticidad es debida a correas elásticas de polipropileno y látex natural. El relleno de la estructura y de los cojines fijos está compuesto por espumas de poliuretano de diferente densidad y forro de poliéster. Los pies son en acero cromado. La cubierta está disponible en tela o en piel, desenfundables en ambos casos.

chestepoltron



82 cm
32 1/4"



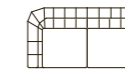
79 cm | 31 1/8" | 44 cm | 17 3/8"

76 cm | 29 7/8"

chedediva2po



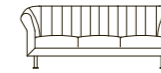
150 cm
59"



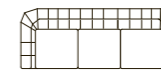
79 cm | 31 1/8"

76 cm | 29 7/8"

chedediva3po



198 cm
78"



79 cm | 31 1/8"

76 cm | 29 7/8"

de symetria

Luca Scacchetti

de symetria tavolo con schienali imbottiti e braccioli in legno

de symetria è disponibile in moltissime varianti liberamente combinabili fra loro che impiegano tre materiali principali:

- Cristallo extrachiaro trasparente (codice finale EX) oppure verniciato (codice finale VV) nei colori bianco, nero o RAL 1019.
- In alcuni casi le lastre di cristallo verniciato vengono applicate a pannelli di nobilitato nero.
- Cuoio (codice CC) o pelle (codice PX). Il cuoio o la pelle sono sempre applicati a pannelli di nobilitato nero di spessore variabile a seconda dell'utilizzo.
- Essenza (codice LA) di legno lati o tipo ebano. Le due essenze sono impiallacciate a pannelli di particelle di legno di spessore variabile a seconda dell'utilizzo.

Le parti metalliche sono disponibili solamente in acciaio cromato.

I piani delle scrivanie, dei tavoli riunione e dei tavolini bassi sono disponibili in una delle seguenti finiture:

- Cristallo. I piani sono costituiti da una lastra di spessore 15 mm di cristallo extrachiaro trasparente o verniciato nelle parte inferiore.
- Cuoio o pelle. I piani sono in pannello nobilitato nero spessore 35 mm. smussato lungo tutto il perimetro inferiore rivestito in cuoio o pelle.
- Essenza. I piani sono in pannello di particelle di legno spessore 35 mm. smussato lungo tutto il perimetro inferiore e impiallacciato.

de symetria tavolo con schienali imbottiti e braccioli in legno

Le scrivanie e i tavoli riunione in cristallo extrachiaro trasparente e in essenza sono disponibili anche con degli inserti in cuoio o pelle sul piano ottenuti asportando 3 mm di materiale e applicando cuoio o pelle.

Sotto ai piani in cuoio, pelle e essenza sono applicate delle barre raddrizzanti.

Sotto ai piani sono fissati dei sostegni realizzati in acciaio cromato avvitati a opportune piastre termosaldate sul cristallo oppure avvitati direttamente ai piani in cuoio e pelle o essenza; questi sostegni hanno una forma a croce asimmetrica per le scrivanie e simmetrica per i tavoli riunione ed i tavolini bassi e sono a loro volta fissati alle gambe o agli allunghi.

Le gambe sono realizzate accoppiando diversi pannelli di nobilitato nero ed hanno uno spessore di 10 cm. Lungo il bordo verticale smussato e nella parte superiore sono sempre rivestite in cuoio o pelle. La parte centrale può essere rivestita anch'essa in cuoio o pelle oppure gli si puo applicare un pannello di MDF accoppiato ad una lastra di cristallo di 4 mm. di spessore verniciato oppure un pannello di particelle di legno impiallacciato.

Il pannello di cortesia è realizzato con un pannello di spessore 20 mm. rivestito in cuoio o pelle oppure impiallacciato oppure accoppiato ad una lastra di cristallo verniciato spessore 4 mm.
Nel caso in cui si scelga la versione con due gambe, per motivi di stabilità, è assolutamente obbligatorio utilizzare anche il modesty panel.

La gamba puo' essere sostituita nella sua funzione di sostegno del piano da un mobile cassetiera o da un mobile allungo fissi su cui poggiano i sostegni in acciaio cromato.

La cassettera fissa è disponibile completamente rivestita in cuoio o pelle oppure impiallacciata; il pannello posteriore peró ha sempre una cornice perimetrale smussata rivestita in cuoio o pelle. I frontali della cassetiera sono disponibili o rivestiti in cuoio o pelle oppure impiallacciati.

Il mobile allungo ha una struttura in pannello nobilitato nero con diversi spessori ed è usufruibile da entrambe i lati. Il piano superiore di appoggio è disponibile rivestito in cuoio o pelle oppure impiallacciato. Il lato interno ha un pannello di chiusura, un vano a giorno e un vano cassettera; il lato esterno ha un pannello di chiusura, e tre ante. I pannelli di chiusura e le ante sono disponibili rivestiti in cuoio o pelle, impiallacciati o accoppiati a una lastra di cristallo verniciato; i cassetti e i classificatori sono disponibili rivestiti in cuoio o pelle oppure impiallacciati. I lati di chiusura sono rivestiti in cuoio o pelle oppure impiallacciati ma con cornice perimetrale rivestita in cuoio o pelle.

La cassettera su ruote ha una struttura in nobilitato nero completamente rivestita in cuoio sia sui fianchi che sul retro che sul top. I frontali dei cassetti e dei classificatori con spessore di 20 mm. sono disponibili rivestiti in cuoio oppure impiallacciati. Le maniglie sono in alluminio lucido.

Le strutture dei mobili alti e bassi sono realizzate in nobilitato nero con spessore fra 8 e 20 mm.; ad esse sono applicate delle spalle di chiusura con spessore 6 cm in nobilitato nero che possono essere rivestite in cuoio o pelle oppure che possono avere il bordo superiore e quello verticale smussato rivestiti in cuoio o pelle e un pannello impiallacciato applicato nella parte centrale. Il top è costituito da un pannello di 20 mm rivestito in cuoio o pelle oppure impiallacciato. I cassetti ed i classificatori sono disponibili rivestiti in cuoio o pelle oppure impiallacciati. Le ante alte o basse sono realizzate con un pannello rivestito in cuoio o pelle oppure impiallacciate oppure con applicata una lastra di cristallo spessore 4 mm. retro-verniciato. Le maniglie sono in alluminio lucido.

La reception è disponibile in molte varianti fra le diverse finiture disponibili. Il piano di appoggio pubblico è sempre in cristallo.

La boiserie è costituita da pannelli modulari di larghezza 1 metro ed altezza di 240 cm. ed è disponibile con profili orizzontali in alluminio ad altezze di 60,120 o 180 cm. I pannelli sono disponibili rivestiti in cuoio, pelle,impiallacciati oppure con applicata una lastra di cristallo retro verniciato. All'interno dei profili possono essere inseriti dei ripiani rivestiti in cuoio o pelle o impiallacciati.

de symetria tavolo con schienali imbottiti e braccioli in legno

de symetria tavolo con schienali imbottiti e braccioli in legno

de symetria model is available in several combinations that use three kind of materials:

- Extraclear transparent glass (final code EX) or glass varnished on the underside (final code VV) in white, black or RAL 1019 colors. In some cases, the sheets of varnished glass are applied to black melamine coated panels.
- Saddle leather (code CC) or leather (code PX). The saddle leather and leather are always applied to black melamine coated panels, of various thickness, in accordance with the use.
- Lati wood or similar ebony wood (code LA). These two woods are veneered to particleboard panels, of variable thickness, in accordance with the use.

The metallic parts are available in chromed steel only.

The tops of the desks, conference tables, and low coffee tables are available in the following materials:

- Glass. The glass tops are 15 mm thick extra-clear transparent glass or varnished on the underside.
- Saddle leather or leather. These tops are black melamine coated panels, 35 mm thickness and beveled along the lower perimeter edge and covered in saddle leather or leather.
- Wood. The wood tops are 35 mm thickness particleboard panels, beveled along the lower perimeter, and veneered.

de symetria est disponible en plusieurs variantes qui peuvent facilement être combinées les une avec les autres et qui utilisent trois matériaux principaux:

- Cristal extra-clair transparent (code final EX) ou verni blanc, noir ou RAL 1019(code final VV). En certains cas les dalles de cristal verni sont fixées sur des panneaux en mélaminé noir.
- Cuir épais (code CC) ou cuir souple (code PX). Le cuir épais ou le cuir souple sont toujours fixés sur des panneaux en mélaminé noir qui ont une épaisseur différente suivant l’utilisation.
- Placage (code LA) de bois lati ou comme ébène. Les deux bois sont plaqués sur des panneaux de particules de bois avec une épaisseur différente suivant l’utilisation.

Les parties métalliques sont uniquement en acier chromé.

Les plans des tables de bureau, des tables de réunion et des tables basses sont disponibles avec les finitions suivantes:

- Cristal. Les plateaux sont composés par une dalle d’une épaisseur de 15 mm de cristal extra-clair transparent ou verni sur la partie inférieure.
- Cuir épais ou cuir souple. Les plateaux sont en mélaminé noir d’une épaisseur de mm. 35, biseauté sur

de symetria está disponible en varias versiones combinables que utilizan principalmente tres materiales:

- Cristal transparente extra-claro (código final EX) o cristal barnizado (código final VV) en colores blanco, negro o RAL 1019. En algunos casos, las capas de cristal barnizado son aplicadas en paneles de melamina negra.
- Cuero (código CC) o piel (código PX). El cuero y la piel son siempre aplicados en los paneles de melamina negra, con grosor variable en función al uso.
- Madera (código LA) de Lati o ébano. Estos 2 tipos de madera están chapados a los paneles de aglomerado con un espesor variable en función del uso.

Las partes metálicas están disponibles únicamente en acero cromado.

Las tapas de las mesas de trabajo, de reuniones y de cafetería están disponibles en los siguientes acabados:

- Cristal. Las tapas están fabricadas con láminas de 15 mm de grosor de cristal transparente extra-claro o barnizado en la parte inferior.
- Cuero o piel. Las tapas están formadas por paneles de melamina negra de 35 mm de grosor, biselados a lo largo del perímetro inferior y cubiertos en cuero o piel.
- Madera. Las tapas están fabricadas en tableros de

The desks and conference tables with tops in transparent glass and wood are also available with inserts of leather or saddle leather in the tops, which are accomplished by removing 3 mm from the base material. Under the tops made in saddle leather, leather and wood there are reinforcement steel bars. Underneath the tops there are chromed steel supports screwed to small plates glued to the glass top or directly screwed to the tops in saddle leather, leather or wood. These supports have an asymmetric cross shape for the desks and a symmetric cross shape for the conference and coffee tables; they are fixed to the legs or to the desk returns. The legs are made by pairing black melamine coated panels in a 10 cm width, and they are beveled along the vertical edge. Along the vertical edges and on the upper part, legs are always covered in saddle leather or leather. The central part can be either covered in saddle leather or leather, or it is possible to apply a panel in MDF paired with a glass sheet 4 mm thickness and varnished on the underside, or a veneered particleboard panel.

The modesty panel is produced with a panel 20 mm thickness covered in saddle leather or leather, or veneered, or paired with a 4 mm thickness glass panel varnished on the underside.
In the desk version with two legs, it is absolutely required to use the modesty panel for stability reasons.
The leg, in its function to support the top, can be replaced with a pedestal cabinet or with a return sideboard cabinet which leans on supports of chromed steel. A fixed pedestal is available completely covered in saddle leather or leather, or veneered, but the back panel always has a beveled frame border covered in saddle leather or leather. The fronts of the pedestals are available covered in saddle leather, leather or veneered.

The return sideboard cabinet has a frame in black melamine coated panels of different thicknesses and can be accessed from both sides. The top is available covered in saddle leather, leather or veneered. The inside has a closed panel, an open unit, and a pedestal, while the outside has one closed panel and three doors. The closing panels and the doors are available covered in saddle leather, leather, veneered or paired with a sheet of varnished glass, while the drawers and the file drawer fronts are only available covered in saddle leather, leather or veneered. The smaller sides are covered in saddle leather, leather or veneered, but with a beveled frame border covered in saddle leather or leather. The pedestal on casters has a frame of black melamine coated panels completely covered in saddle leather. The fronts of the drawers and file drawers have a thickness of 20 mm and are available covered in saddle leather, leather or veneered. The handles are in polished aluminum.

The frames of the high and low cabinets are made in black melamine coated panels with thickness between 8 and 20mm. The side panels are fixed to frames and have a thickness of 6 cm; they can be covered completely in saddle leather or leather, otherwise they have the upper and lateral beveled edges covered in saddle leather or leather and a veneered panel applied on the central portion. The top is made of a panel 20mm thickness and is covered in saddle leather, leather or veneered. The drawers and file drawers are available covered in saddle leather, leather or veneered. The upper and lower doors are made with panels covered in saddle leather, leather, veneered or with a sheet of varnished glass 4 mm thickness. The handles are in polished aluminum.

The reception desk is available in different versions, with several finishes. The public top is always in glass. The wood paneling is made of modular panels 1 meter wide with height of 240 cm.; it is available also with middle aluminium profiles at height of 60, 120, 180 cm. The black melamine coated panels are available covered in saddle leather, leather, veneered or paired with sheets of varnished glass. Shelves covered in saddle leather, leather or veneered can be inserted into the aluminium profiles.

le périmètre inférieur et recouvert de cuir souple ou cuir épais.

- Placage. Les plateaux sont en panneau de particules de bois d’une épaisseur de 35 mm biseauté sur le périmètre inférieur et plaqué

de symetria tavolo con schienali imbottiti e braccioli in legno

Les tables de bureau et de réunion en cristal extra-clair transparent ou en placage sont disponible avec des détails en cuir souple ou en cuir épais. Ces détails sont obtenus en réalisant un creusement de 3 mm sur le cristal ou sur le bois en appliquant ensuite le cuir. Sous les plateaux en cuir souple , cuir épais ou en placage il y des barres pour tenir droit le plan. Sous les plateaux il y a des éléments de soutien en acier chromé vissés à des plaques thermo-soudés au cristal ou vissés aux plateaux en cuir ou placage. Ces soutiens sont en forme de croix asymétrique pour les tables de bureau et symétrique pour les tables de réunion et les tables basses. Ces éléments de soutien sont fixés aux pieds ou aux rallonges.

Les pieds sont fabriqués en joignant plusieurs panneaux de mélaminé noir et ont une épaisseur totale de 10 cm. Le long de la bordure verticale ils sont biseautés et sur la partie supérieure sont toujours recouverts de cuir souple ou de cuir épais. La partie centrale peut être recouverte de cuir souple ou cuir épais ou bien on peut appliquer un panneau de MDF couvert par une dalle de cristal de 4 mm de cristal verni ou un panneau de particules de bois plaqué.

Le voile de fond est réalisé avec un panneau de 20 mm d’épaisseur recouvert de cuir souple ou de cuir épais ou bien plaqué ou bien couvert avec une dalle de cristal verni de 4 mm.
Si on fait le choix de la version avec 2 pieds, il faut obligatoirement utiliser le voile de fond ,pour une question de stabilité.

Le pied peut etre remplacé par un meuble tiroirs fixe ou par une rallonge fixe, sur lesquels on pose des soutiens en acier chromé.

Le bloc tiroirs fixe est disponible entièrement recouvert de cuir épais ou de cuir souple ou bien plaqué. Le panneau sur le derrière a toujours une corniche le long du périmètre qui est biseautée et recouverte de cuir épais ou souple Les façades des tiroirs sont recouverts en cuir souple, cuir épais ou plaqués.

La rallonge a une structure en mélaminé noir avec épaisseurs différentes et peut être utilisée sur les deux cotés. Le plateau supérieur est recouvert de cuir épais ou de cuir souple ou bien plaqué. Le coté intérieur a un panneau de finition, une partie à claire voie et un élément tiroirs; le coté extérieur a un panneau de finition et trois portes. Les panneaux de finition et les portes sont disponibles recouverts de cuir souple ou cuir épais, plaqués ou couvert d’une dalle de verre verni; les tiroirs et les tiroirs classeurs sont disponibles recouverts de cuir souple ou de cuir épais ou bien plaqués avec une corniche en cuir souple ou épais.

Les blocs tiroirs sur roulettes ont une structure en mélaminé noir entièrement recouverte de cuir (les cotés, le top et le derrière aussi). Les façades des tiroirs et classeurs avec une épaisseur de 20 mm, sont recouverts de cuir ou plaqués. Poignées en aluminium brillant. Les structure des meubles hauts et bas sont en mélaminé noir (épaisseur entre 8 et 20 mm.). Sur les structures sont fixés des panneaux de finition de 6 cm d’épaisseur en mélaminé noir qu’on peut recouvrir de cuir souple ou épais ou bien avec la bordure supérieure et verticale biseautée recouverte de cuir souple ou épais et un panneau plaqué fixé sur la partie centrale.

Le top est composé par un panneau de 20 mm recouvert de cuir souple ou épais ou plaqué. Les tiroirs et tiroirs classeurs sont recouverts de cuir épais ou cuir souple ou bien plaqués. Les portes hautes ou basses sont réalisées avec un panneau recouvert de cuir souple ou épais ou bien plaquées ou bien couvertes par une dalle de cristal verni sur le derrière d’une épaisseur de 4 mm. Poignées en aluminium brillant.

Le comptoir d’accueil est disponibles en plusieurs variantes. Le plan pour le public est toujours en cristal. La boiserie est composée par des panneaux de 1 mètre de large et de 120, 180 ou 240 cm. de hauteur. Disponible avec profils horizontaux en aluminium à hauteur 60, 120 ou 180 cm. Les panneaux sont recouverts de cuir épais, cuir souple, plaqués ou couverts avec une dalle de cristal verni à l’arrière. A l’intérieur des profils on peut bien fixer des tablettes recouverts de cuir épais, cuir souple ou plaqués.

35 mm de grosor, biselados a lo largo del perímetro y la chapa inferior.

de symetria tavolo con schienali imbottiti e braccioli in legno

Los escritorios y las mesas de reuniones en madera y con cristal transparente extra-claro, están disponibles también con inserciones de piel o cuero en la tapa, mediante la extracción de 3 mm del material del tablero y la aplicación de cuero o piel.

Debajo de las tapas en cuero, piel y madera se dispone de algunas barras de refuerzo.

Debajo de las tapas están fijados soportes realizados en acero cromado atornillados en placas apropiadas soldadas en el cristal, o directamente atornillados a las tapas de cuero, piel o madera.

Estos soportes tienen forma de cruz asimétrica para las mesas de trabajo y forma de cruz simétrica para las mesas de reuniones y mesas de cafetería, y están fijas a las patas o extensiones.

Las patas están fabricadas emparejando varios paneles de laminado color negro y tienen un espesor de 10 cm. A lo largo del borde vertical biselado y en la parte superior, siempre están cubiertos de cuero o piel. La parte central puede estar cubierta en cuero o en piel, o se puede aplicar al panel de MDF emparejado con lámina de vidrio barnizada de 4 mm de grosor, o un tablero chapado.

El faldón está realizado con tablero de 20 mm de grosor, cubierto en cuero, o piel, o chapado o en láminas de cristal barnizado de 4 mm de grosor.
En la versión con dos patas, debido a razones de estabilidad, es imprescindible utilizar también el faldón.

La pata, en su función de apoyo de la tapa, puede ser remplazada por una cajonera de base fija o una extensión móvil de soporte fijo en acero cromado.

El pedestal fijo está disponible completamente cubierto en cuero, o piel o en chapa, pero el panel trasero tiene siempre un marco biselado perimetral cubierto en piel o cuero. Los frontales del pedestal están disponibles cubiertos en cuero, o en piel o chapados.

El armario de extensión móvil tiene la estructura en paneles de melamina negra con diferentes grosoros y puede ser usada para ambos lados. La tapa superior está disponible con cubierta de cuero, piel o chapa. La parte interna tiene un panel de cierre, una unidad abierta y un pedestal; la parte externa tiene un panel de cierre y tres puertas. Los paneles de cierre y las puertas están disponibles cubiertos en cuero o piel, chapados o con lámina de cristal barnizado; los cajones y los cajones archivo están disponibles con cubierta en cuero, piel o chapados. Los laterales más pequeños están cubiertos con cuero, piel o chapados con una estructura perimétrica cubierto en cuero o piel.

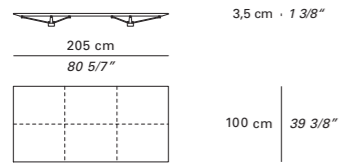
La cajonera rodante está fabricada en melamina negra cubierta completamente con cuero en ambos lados, en la parte trasera y superior. Los frontales de los cajones y archivadores tienen un grosor de 20 mm y están disponibles cubiertos en cuero o chapados. Los tiradores son de aluminio pulido.

La estructura de los armarios altos y bajos está realizada con paneles de melamina negra de 8 a 20 mm de grosor; donde son fijados paneles laterales de 6 cm en melamina negra que puede ser cubierta con cuero o piel y panel chapado sobre la parte central. La tapa está compuesta por un panel de 20 mm de grosor cubierto con cuero, piel o chapado. Los cajones y los cajones archivo están disponibles cubiertos con cuero, piel o chapados. Las puertas altas y bajas están realizadas con paneles cubiertos en cuero o piel, o chapados o con láminas de cristal barnizado de 4 mm de grosor. Los tiradores son de aluminio pulido.

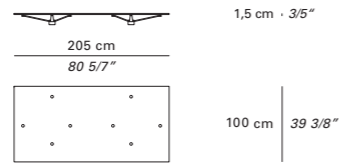
El mostrador está disponible en varias versiones con variedad de acabados. La tapa hacia el público es siempre en cristal.

El revestimiento de madera está compuesto de paneles modulares de 1 metro de anchura y alturas de 120, 180 o 240 cm; y está disponible con perfiles horizontales de aluminio con altura de 60, 120 o 180 cm. Los paneles están cubiertos en cuero, piel, chapados, o con láminas de vidrio barnizado. En el interior pueden ser insertados estantes forrados con cuero o piel, o chapados

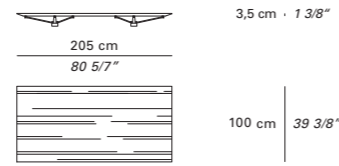
d1300cc
d1300px



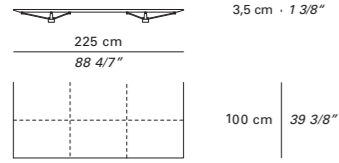
d1300vv
d1300ex



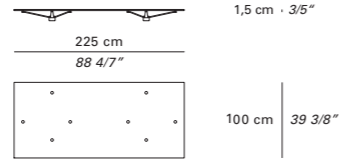
d1300la



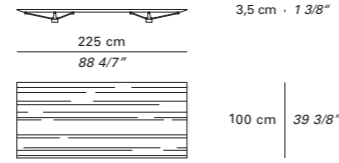
d1303cc
d1303px



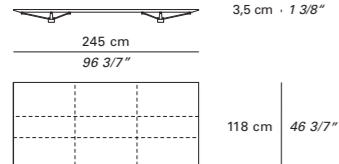
d1303vv
d1303ex



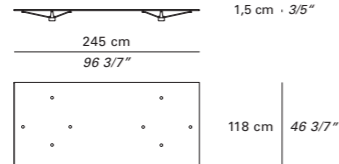
d1303la



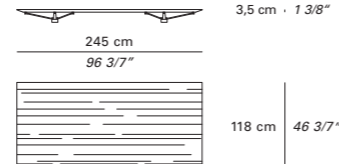
d1306cc
d1306px



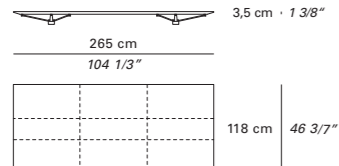
d1306vv
d1306ex



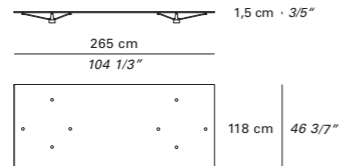
d1306la



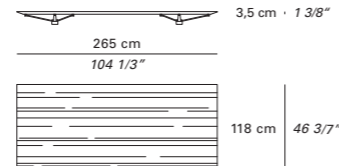
d1309cc
d1309px



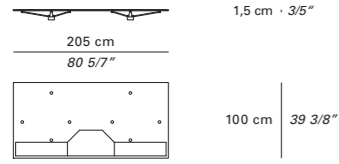
d1309vv
d1309ex



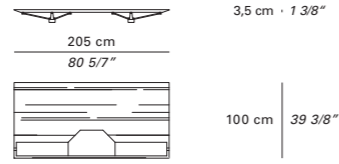
d1309la



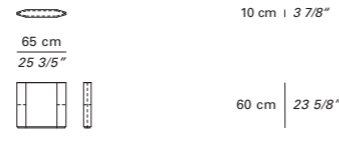
d1301cc
d1301px



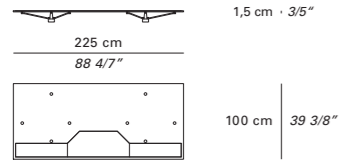
d1302cc
d1302px



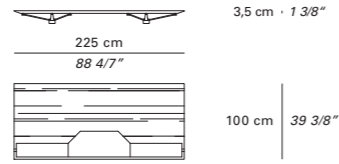
d1315cc
d1315px



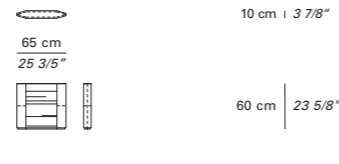
d1304cc
d1304px



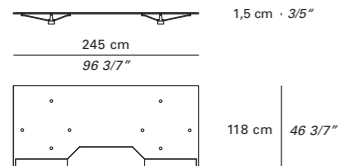
d1302cc
d1302px



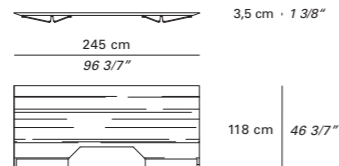
d1316cc
d1316px



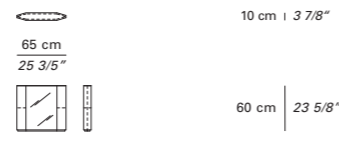
d1307cc
d1307px



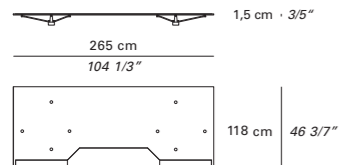
d1308cc
d1308px



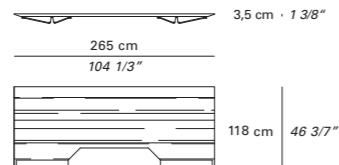
d1317cc
d1317px



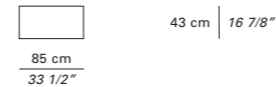
d1310cc
d1310px




d1311cc
d1311px



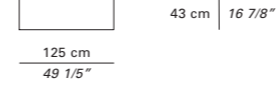
d1318cc
d1318px



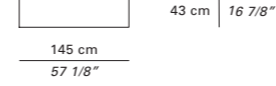
d1319cc
d1319px




d1320cc
d1320px



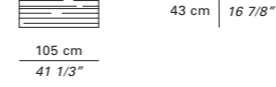
d1321cc
d1321px



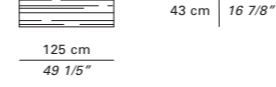
d1318la




d1319la




d1320la



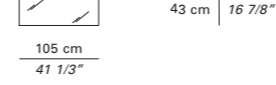
d1321la




d1318vv



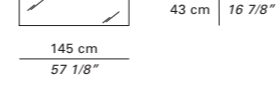
d1319vv



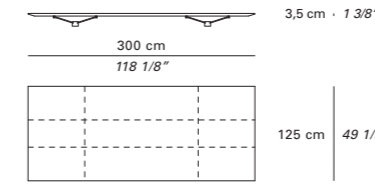
d1320vv



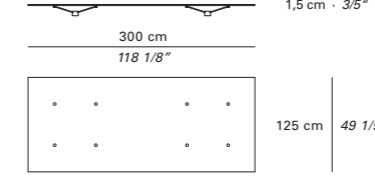
d1321vv



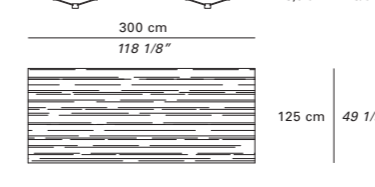
d1312cc
d1312px



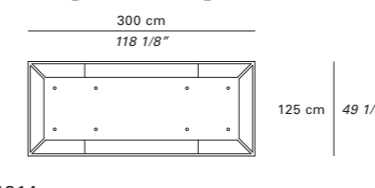
d1312vv
d1312ex



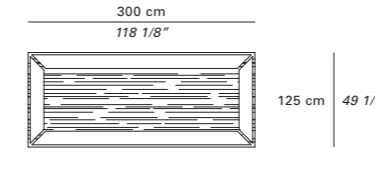
d1312la



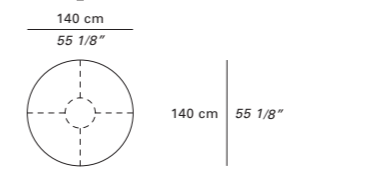
d1313cc
d1313px



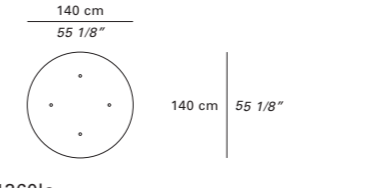
d1314cc
d1314px



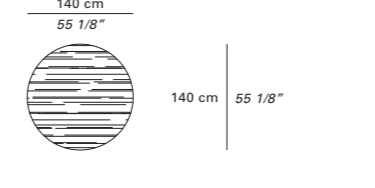
d1360cc
d1360px



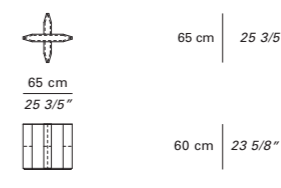
d1360ex
d1360vv



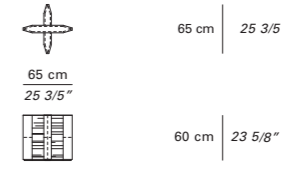
d1360la



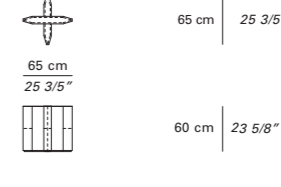
d1361cc
d1361px



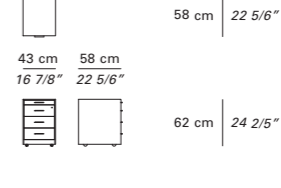
d1362cc
d1362px



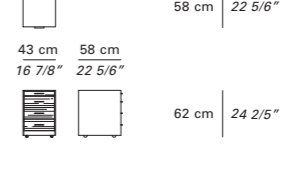
d1363cc
d1363px



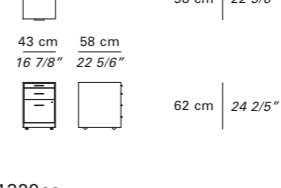
d1326cc
d1326px



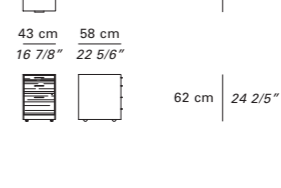
d1327cc
d1327px



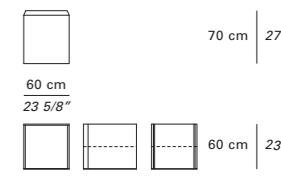
d1328cc
d1328px



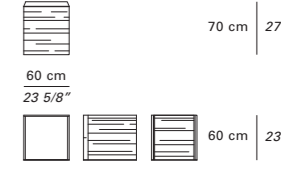
m1329cc
m1329px




m1322cc
m1322px



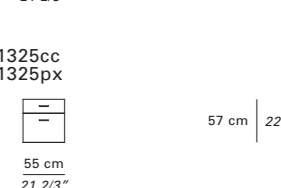
m1323cc
m1323px



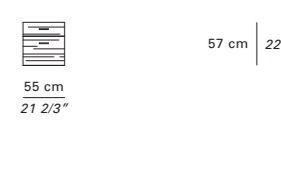
m1324cc
m1324px



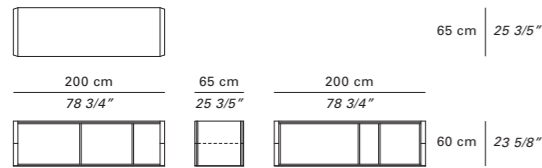
m1325cc
m1325px



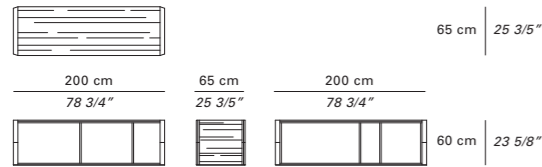
m1325la



m1330cc
m1330px



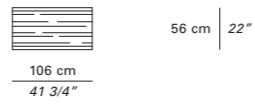
m1331cc
m1331px



m1332cc
m1332px



m1332la



m1332vv




m1333cc
m1333px




m1333la



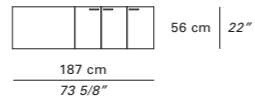
m1334cc
m1334px



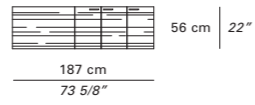
m1334la



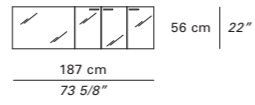
m1335cc
m1335px



m1335la



m1335vv




m1336cc
m1336px




m1337cc
m1337px



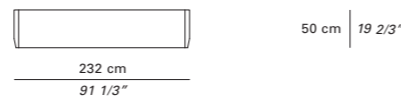
m1338cc
m1338px



m1339cc
m1339px



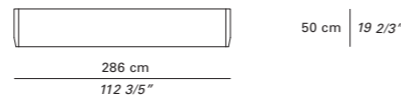
m1340cc
m1340px



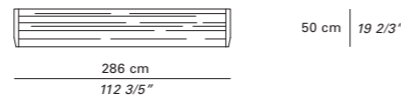
m1341cc
m1341px



m1342cc
m1342px



m1343cc
m1343px



m1351cc
m1351px



m1352cc
m1352px



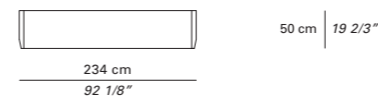
m1353cc
m1353px



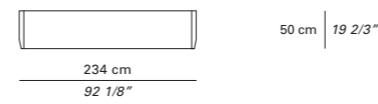
m1354cc
m1354px



m1355cc
m1355px



m1356cc
m1356px



m1346cc
m1346px



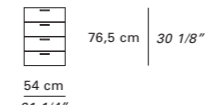
m1346la



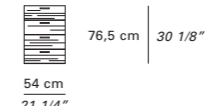
m1346vv



m1348cc
m1348px



m1348la



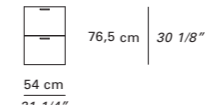
m1349cc
m1349px



m1349la



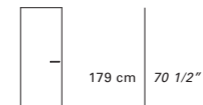
m1350cc
m1350px



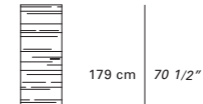
m1350la



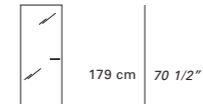
m1357cc
m1357px



m1357la



m1357vv



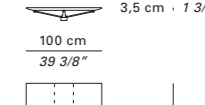
m1358cc
m1358px



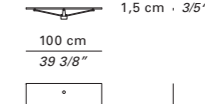
m1358la



d1364cc
d1364px



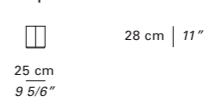
d1364ex
d1364vv



d1364la



d1365cc
d1365px



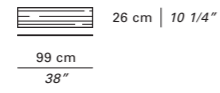
d1365la



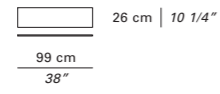
desymb1370la



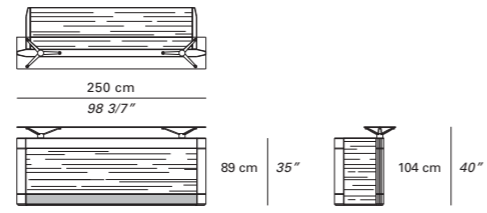
desymb1371la



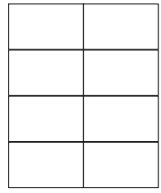
desymb1371cc
desymb1371px



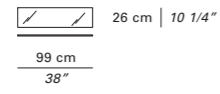
desymer1366cc
desymer1366px



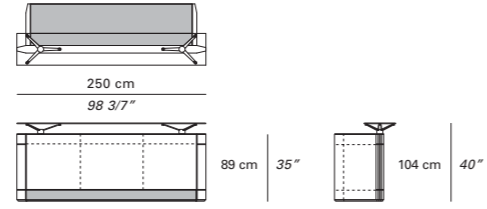
desymb1370cc
desymb1370px



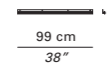
desymb1371ex



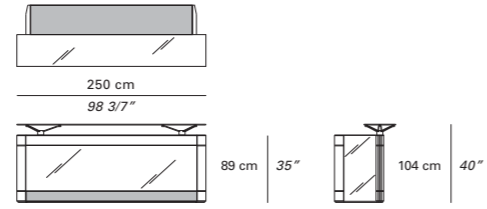
desymer1367cc
desymer1367px




desymb1372aa



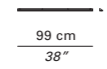
desymer1368cc
desymer1368px



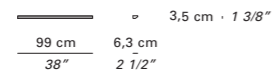
desymb1370vv



desymb1373aa



desymb1374cc
desymb1374px



dolmen

Guido Faleschini

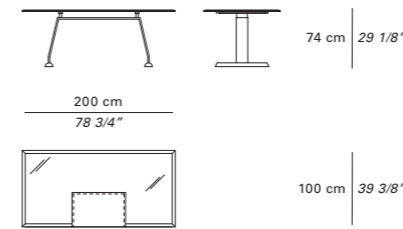
dolmen il piano delle scrivanie e dei tavoli riunione è costituito da un pannello nobilitato nero con uno spessore di 36 mm, rivestito completamente in cuoio oppure da un pannello di particelle di legno spessore 36 mm impiallacciato in essenza di zebrano con i bordi rivestiti in cuoio. E' disponibile anche un piano in cristallo trasparente e bisellato con spessore 19 mm oppure in cristallo extrabianco temperato verniciato bianco e bisellato con spessore 12 mm. I sostegni dei piani sono costituiti da una struttura in acciaio verniciata colore grigio antracite con due piedi in acciaio cromati. L'allungo è costituito da un pannello di nobilitato nero rivestito in cuoio ed è fissato da un lato alla struttura della scrivania e dall'altro dispone di una gamba in acciaio verniciato grigio antracite con piede cromato. La struttura delle cassetiere, dei mobili contenitori e del mobile di servizio è realizzata con pannello nobilitato nero con spessore variabile nei diversi elementi da 18 mm a 30 mm, e completamente rivestita in cuoio. Le cassetiere sembrano "sospese" ma sono fissate alla struttura della scrivania tramite degli elementi in acciaio verniciati grigio antracite; i mobili contenitori e di servizio invece hanno due piedini in acciaio verniciato grigio antracite con parte terminale cromata. Le maniglie sono realizzate in acciaio rivestite in cuoio. I frontali dei cassetti e dei classificatori e le ante sono in pannello di particelle di legno impiallacciato con essenza di zebrano oppure in pannello nobilitato nero ricoperto in cuoio.

dolmen the desk and conference table top is made of black melamine coated panel thickness mm 36 completely covered by saddle leather or made of particleboard panel thickness mm 36 zebrano wood veneered with outer edges covered by saddle leather. It is available also with clear chamfered glass top thickness 19 mm or with extra-white chamfered tempered glass white varnished on the underside thickness mm 12. The supports of the tops have a steel frame grey anthracite varnished with two chromed steel feet. The return is made of a black melamine coated panel covered by saddle leather; he has a grey anthracite varnished leg with chromed foot on one side, while on the other is fixed to the desk. The pedestals, the filing cabinets and the sideboard cabinet have a black melamine coated panel frame with thickness variable for the different elements from 18 mm to 30 mm and completely covered by saddle leather. The pedestals look like "suspended" but they are fixed to the desk frame through a grey anthracite varnished steel element; whereas the filing and sideboard cabinets have two feet in grey anthracite varnished steel with chromed end side. The steel handles are covered by saddle leather. The drawers, files and doors fronts are made in particleboard panel zebrano wood veneered or in black melamine coated panel covered by saddle leather.

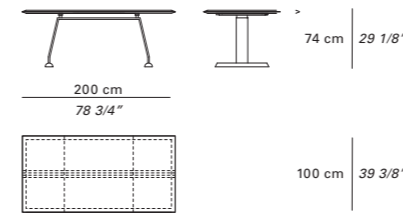
dolmen le plateau des tables de bureau et de réunion est réalisé avec un panneau de mélaminé noir d'épaisseur 36 mm recouvert entièrement de cuir ou bien d'un panneau d'aggloméré de bois d'épaisseur 36 mm plaqué en zebrano avec la bordure recouverte de cuir. Il y a aussi la possibilité d'avoir un plan en cristal transparent biseauté d'épaisseur 19 mm ou en cristal blanc trempé, verni blanc et biseauté d'épaisseur 12 mm. Le support est un pied en acier verni gris anthracite avec deux bases en acier chromé. Le plan de la rallonge est en mélaminé noir recouvert de cuir. Ce plan est fixé à structure du bureau sur un côté et supporté, sur l'autre côté, par un pied en acier verni gris anthracite avec une base en acier chromé. La structure des bloc tiroirs, des meubles et du meuble latéral est réalisée en mélaminé noir, d'une épaisseur de 18 mm à 30 mm, en fonction des différents éléments, et complètement recouverte de cuir. Les blocs tiroirs sont fixés à la structure à l'aide d'éléments en acier vernis gris anthracite. Les meubles ont deux pieds en acier verni gris anthracite avec base chromée. Poignées en acier recouvertes de cuir. Façades des tiroirs, classeurs et portes en aggloméré de bois plaqué en zebrano ou en mélaminé noir recouvert de cuir.

dolmen la tapa del escritorio y la mesa de reuniones está fabricada en paneles de melamina negra de 36 mm de grosor, cubiertos completamente en cuero o hechas de paneles de aglomerado de 36 mm de grosor contrachapados en madera zebrano con los bordes exteriores cubiertos en cuero. Está disponible también con tapa de cristal transparente biselado de 19 mm de grosor o en cristal templado extra blanco biselado con el lado inferior barnizado blanco de 12 mm de grosor. Los apoyos de las tapas tienen una estructura de acero barnizada en gris antracita con dos pies de acero cromados. El ala está fabricada de paneles de melamina negra cubiertos en cuero; dispone de una pata barnizada en gris antracita con un pie cromado en un lado, mientras en el otro lado se fija al escritorio. Las cajoneras, los armarios archivadores y los armarios laterales tienen una estructura de paneles de melamina negra con un grosor variable para los diferentes elementos desde 18 mm a 30 mm y están cubiertos completamente en cuero. Las cajoneras parecen "suspendidas" pero están fijadas a la estructura del escritorio a través de un elemento de acero barnizado en gris antracita, mientras que los armarios archivadores y laterales tienen dos pies de acero barnizado en gris antracita con el lado final cromado. Los tiradores de acero están cubiertos en cuero. Los frentes de los cajones, archivos y puertas están compuestos por paneles de aglomerado contrachapados en madera zebrano o en paneles de melamina negra cubiertos en cuero.

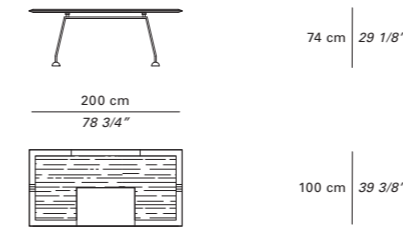
dolmen0000670



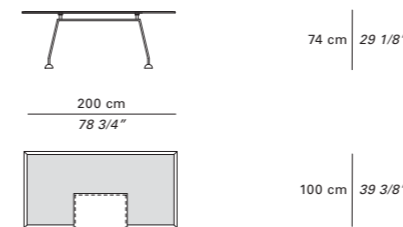
dolmen000670a



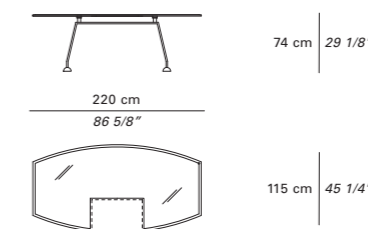
dolmen000670z



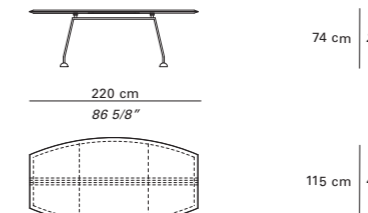
dolmen000670b



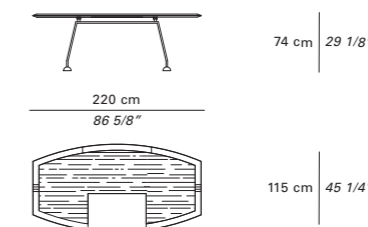
dolmen0000671



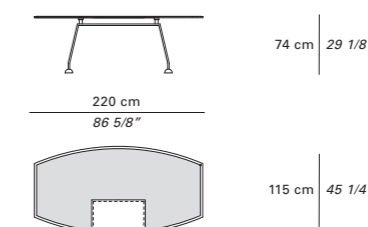
dolmen000671a



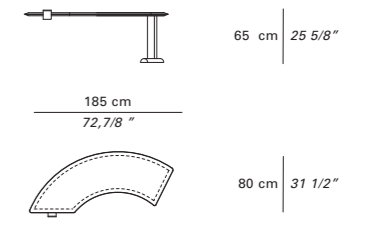
dolmen000671z



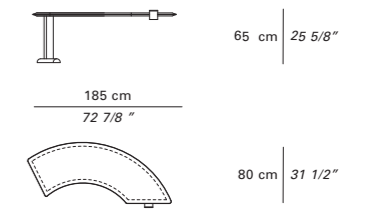
dolmen000671b



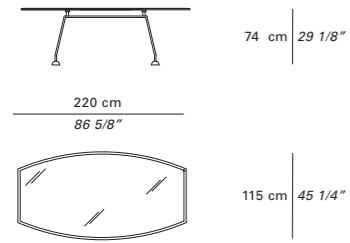
dolmen0000674



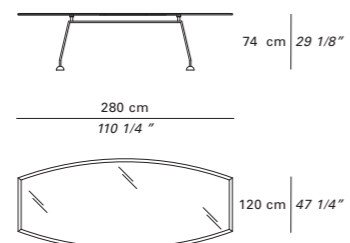
dolmen0000675



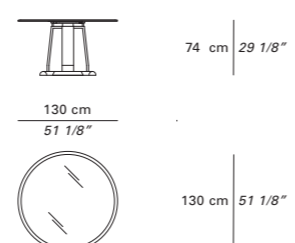
dolmen0000676



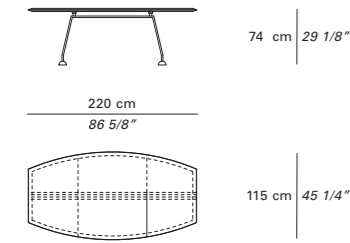
dolmen0000677



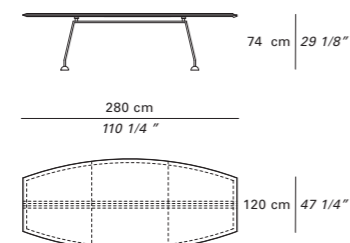
dolmen0000693



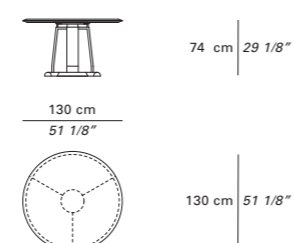
dolmen000676a



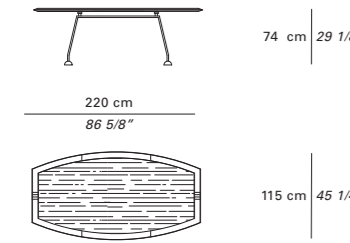
dolmen000677a



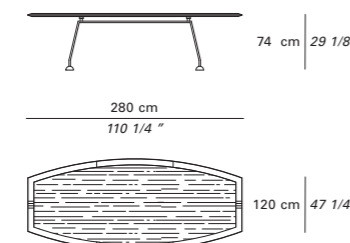
dolmen000693a



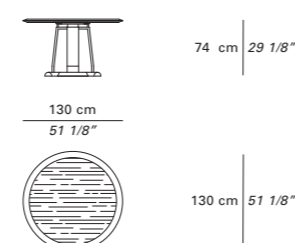
dolmen000676z



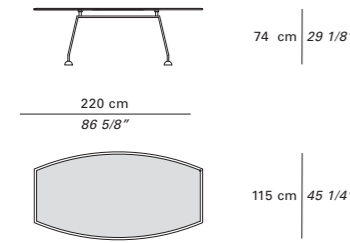
dolmen000677z



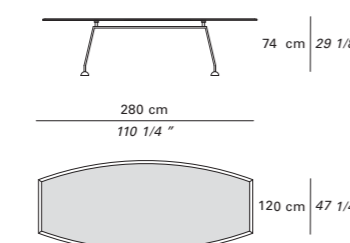
dolmen000693z



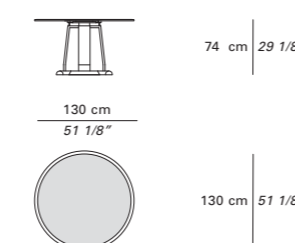
dolmen000676b



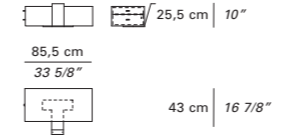
dolmen000677b



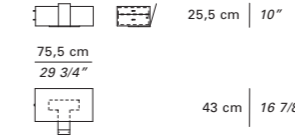
dolmen000693b



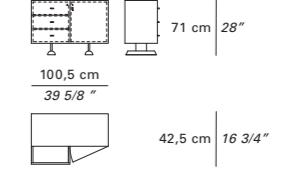
dolmen0000672



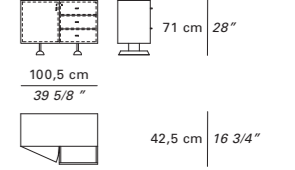
dolmen0000673



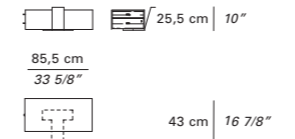
dolmen0000678



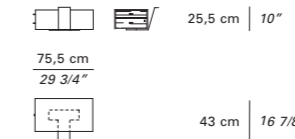
dolmen0000679



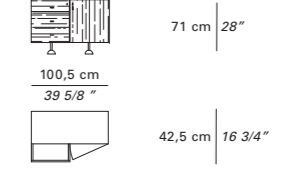
dolmen000672z



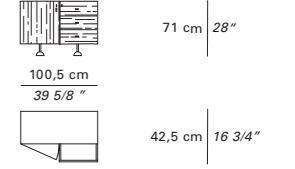
dolmen000673z



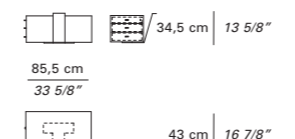
dolmen000678z



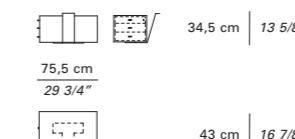
dolmen000679z



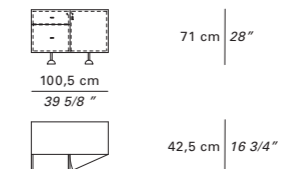
dolmen0000689



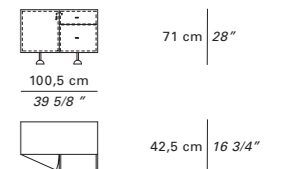
dolmen0000691



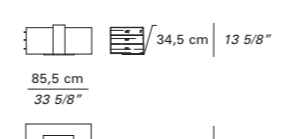
dolmen0000688



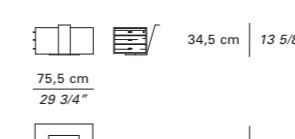
dolmen0000687



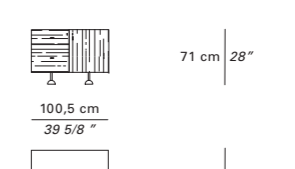
dolmen000689z



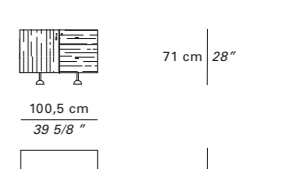
dolmen000691z



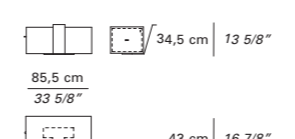
dolmen000688z



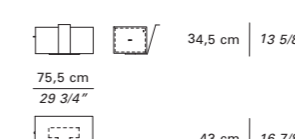
dolmen000687z



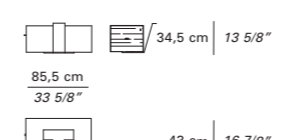
dolmen0000690



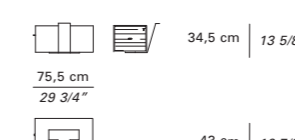
dolmen0000692



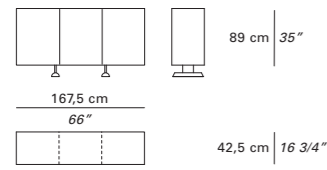
dolmen000690z



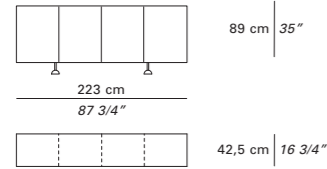
dolmen000692z




dolmen0000680




dolmen0000681



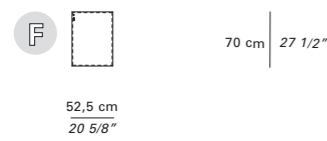
dolmen0000682



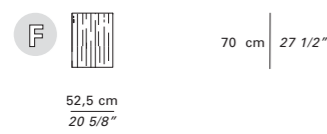
dolmen0000682z



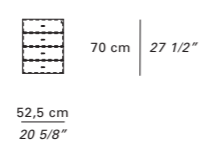
dolmen0000683



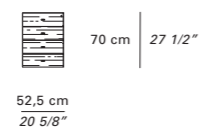
dolmen0000683z



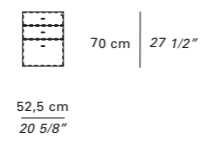
dolmen0000684



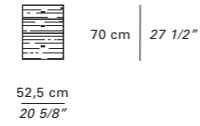
dolmen0000684z



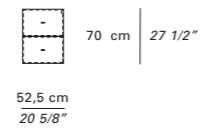
dolmen0000685



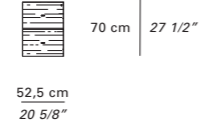
dolmen0000685z



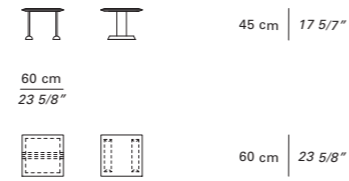
dolmen0000686



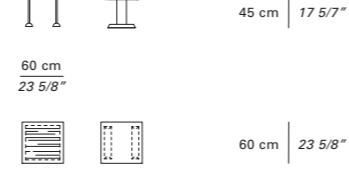
dolmen0000686z



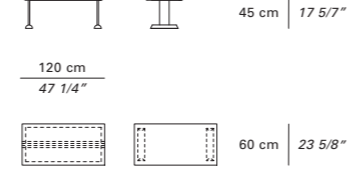
dolmen0000694a



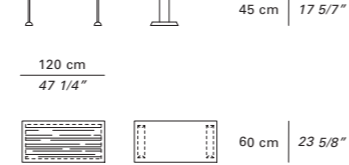
dolmen0000694z



dolmen0000695a



dolmen0000695z



elite

Guido Faleschini

elite i piani e le gambe delle scrivanie, delle estensioni circolari e dei tavoli riunione e gli elementi di assemblaggio per i mobili sono realizzati in pannello tamburato 58 mm con bordi e traversi in massello di faggio, cartone a nido d'ape spessore 35 mm e due pannelli di nobilitato nero sulle due facce. Il top può essere completamente rivestito in cuoio, in cristallo verniciato nero con bordi in cuoio oppure in laminato nero con bordi in cuoio.

La struttura delle cassettiere e degli allunghi è in pannello nobilitato nero; il top, lo schienale e i piedini sono sempre rivestiti in cuoio. I frontali dei cassetti e classificatori sono in pannello nobilitato nero rivestiti in cuoio.

I mobili contenitori hanno una struttura in pannello nobilitato nero con spessore variabile nei diversi elementi da 8 mm a 30 mm. Il top è rivestito completamente in cuoio nei mobili con h. 80 cm mentre nei mobili con h. 182 cm è rivestito solo il bordo perimetrale. I frontali delle ante e dei cassetti sono in pannello nobilitato nero e rivestiti in cuoio oppure in cristallo fumé con cornice rivestita in cuoio.

Le maniglie sono in PVC nero con inserto in cuoio.

Le sedie hanno una struttura in tubolare d'acciaio verniciata a polveri epossidiche in colore nero. Lo schienale è in poliuretano integrale nero con inserto in acciaio mentre la seduta è costituita da un pannello di multistrato di faggio rivestito da una lastra di poliuretano espanso con ovatta poliester e quindi tessuto o pelle.

elite the tops and the legs of the desks of the round extension, of the conference tables and of the assembly elements for the cabinets are made by honeycomb fiberboard thickness 58 mm that is composed by a solid beechwood frame, honeycomb carton thickness 35 mm and two black melamine coated panels on the two faces (top and bottom). The top can be completely covered by saddle leather either with outer edges covered by saddle leather and an inlay of black varnished glass on the underside or of black laminate.

The pedestals and the extension frame is in black melamine coated panel; the top, the back and the feet are always covered by saddle leather. The drawers and files fronts are in black melamine coated panel covered by saddle leather.

The cabinets frame is in black melamine coated panel (with a variable thickness from 8 mm to 30 mm for the different elements). On the 80 cm high cabinet the top is completely covered by saddle leather while on the 182 cm. high cabinet is covered in saddle leather only on the outer edges. The doors, the drawers and the files fronts are in black melamine coated panel covered by saddle leather or in smoked glass with the outer frame covered by saddle leather. The handles are in black PVC with a saddle leather insert.

The visitor chair frame is in tubular steel black epoxy powder varnished. The back has a tubular steel frame embedded in black self skinning cold formed polyurethane while the seat is a beechwood multiply panel with a polyurethane foam sheet covered by a polyester wadding and then fabric or leather.

elite les plans et les pieds des bureaux, des extensions rondes, des tables de réunion et des éléments d'assemblage pour les meubles sont réalisés en panneau nid d'abeilles d'épaisseur 58 mm avec bordures et travers en hêtre massif, carton à nid abeilles d'épaisseur 35 mm et deux panneaux de mélaminé noir sur les deux côtés. Le plateau peut être entièrement recouvert de cuir, en cristal verni noir avec bordure en cuir ou en laminé noir avec bordure en cuir.

La structure des bloc tiroirs et des rallonges est en mélaminé noir. Le top, le dossier et les pieds sont toujours recouverts de cuir. Les façades des tiroirs et des classeurs sont en mélaminé noir recouvert de cuir. Les meubles ont une structure en mélaminé noir avec épaisseur de 8 à 30 mm, en fonction des différents éléments. Le top est complètement recouvert de cuir pour les meubles h. 80 cm, au contraire, pour les meubles h. 182, il est recouvert uniquement sur la bordure. Les façades des portes et des tiroirs sont en mélaminé noir recouvert de cuir ou en cristal fumé avec bordure en cuir. Poignée en PVC noir avec détail en cuir.

La chaise a une structure en acier tubulaire verni avec des poudres époxydiques de couleur noire. Le dossier est en polyuréthane expansé intégral noir avec support en acier. L'assise est en hêtre multiplis recouvert avec une couche de polyuréthane expansé avec ouate de polyester et ensuite ti

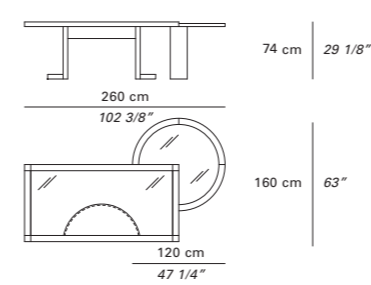
elite las tapas y las patas de los escritorios del ala redonda, de las mesas de reuniones y de los elementos de montaje para los armarios están hechos de tableros de fibra de panel de 58 mm de grosor la cual está compuesta por una estructura de madera maciza de haya, cartón apanalado de 35 mm de grosor y dos paneles de melamina negros en las dos caras (parte superior e inferior). La tapa puede estar cubierta completamente en cuero o con los bordes exteriores cubiertos en cuero y una inserción de cristal barnizado negro en el lado inferior p en laminado negro.

La estructura de las cajoneras y el ala es de paneles de melamina negros; la tapa, la trasera y los pies están siempre cubiertos en cuero. Los frentes de los cajones y los archivos son de paneles de melamina negros cubiertos en cuero.

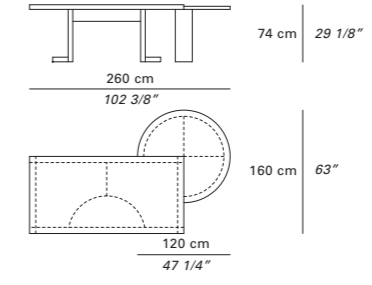
La estructura de los armarios es de paneles de melamina negros (con un grosor variable desde 8 mm a 30 mm para los diferentes elementos). En los armarios de 80 cm de altura, la tapa está cubierta completamente en cuero, mientras que en los armarios de 182 cm de altura están cubiertos en cuero únicamente los bordes externos. Los frentes de las puertas, los cajones y los archivos son de panles de melamina negros cubiertos en cuero o en cristal ahumado con la estructura externa cubierta en cuero. Los tiradores son de PVC negros con una inserción en cuero.

La estructura de la silla confidente es de acero tubular barnizado de pintura en polvo epoxy negro. El respaldo tienen una estructura tubular de acero incrustado en poliuretano negro formado en frío, mientras que el asiento es un panel de madera de haya con una capa de espuma de poliuretano cubierta por un forro de poliéster y tela o piel.

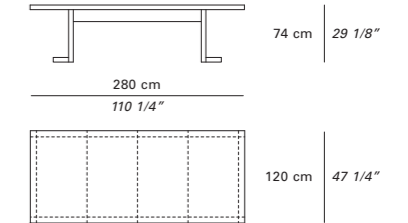
elite00000300



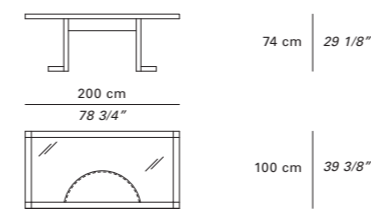
elite0000300a



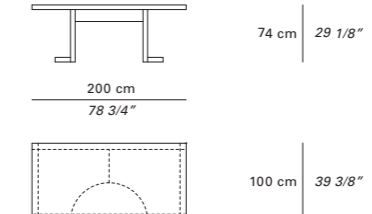
elite0000304a



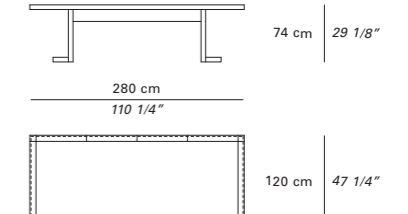
elite00000301



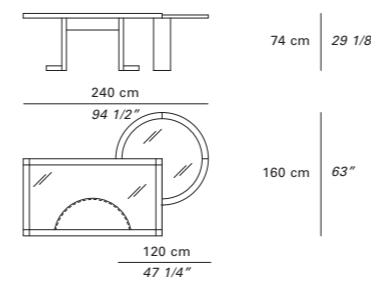
elite0000301a



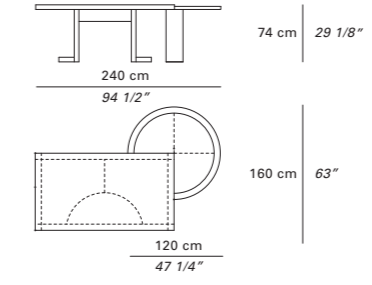
elite0000304b



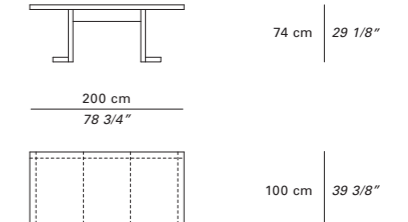
elite00000302



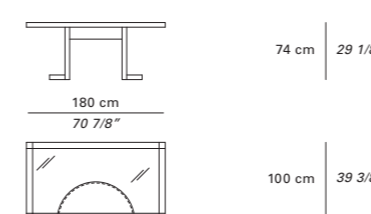
elite0000302a



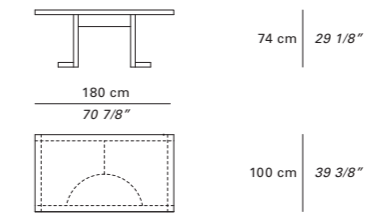
elite0000305a



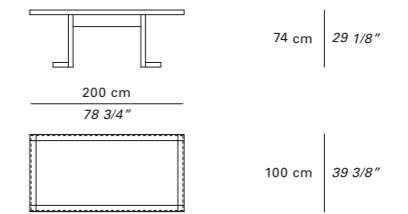
elite00000303



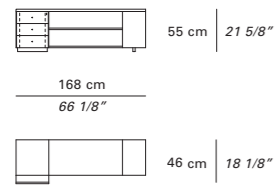
elite0000303a



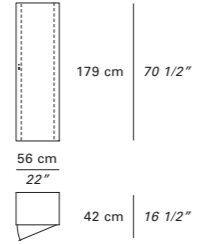
elite0000305b



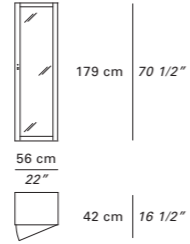
elite00000306



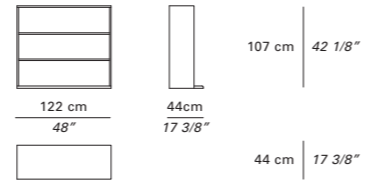
elite00000308



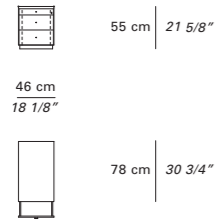
elite00000309



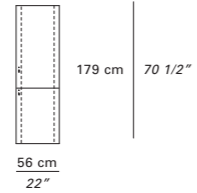
elite00000318



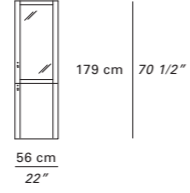
elite00000307



elite00000310



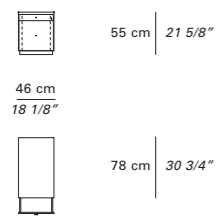
elite00000311



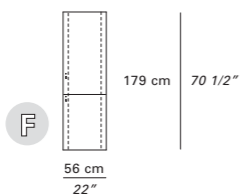
elite00000319



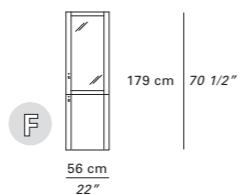
elite00000307a



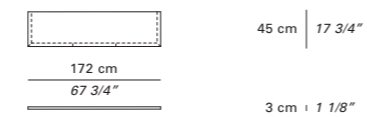
elite00000310a



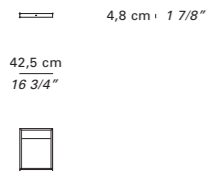
elite00000311a



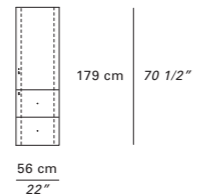
elite00000320



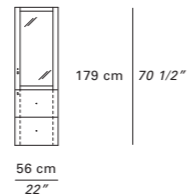
elite00000307b



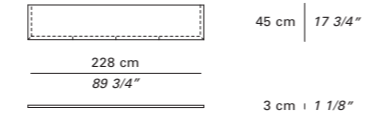
elite00000312



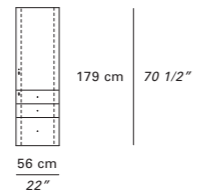
elite00000313



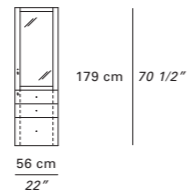
elite00000321



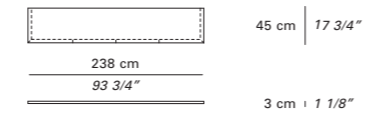
elite00000314



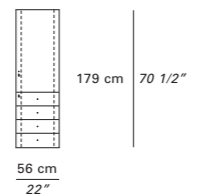
elite00000315



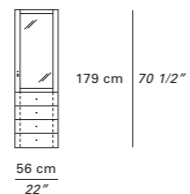
elite00000322



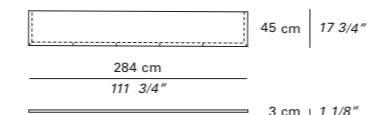
elite00000316



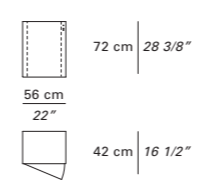
elite00000317



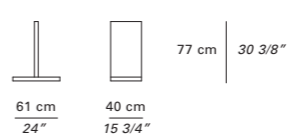
elite00000323



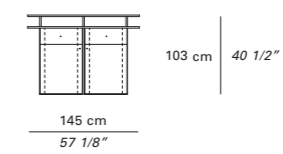
elite00000326



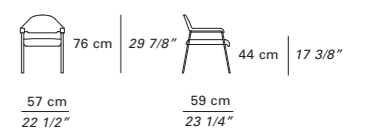
elite00000324



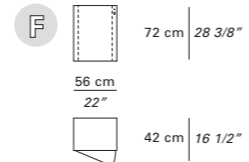
elite00000335



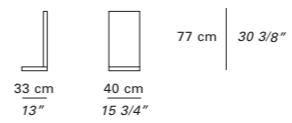
elite00000339



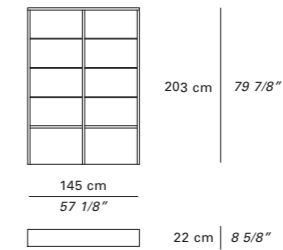
elite00000326a



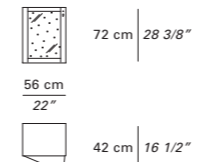
elite00000325




elite00000336



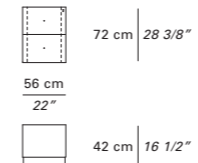
elite00000327



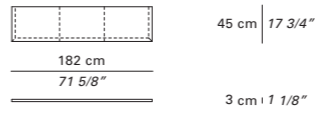
elite00000334



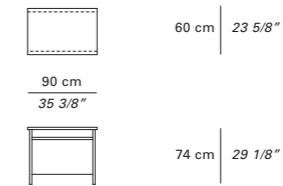
elite00000328



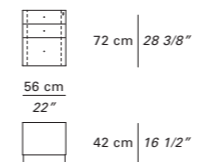
elite00000333



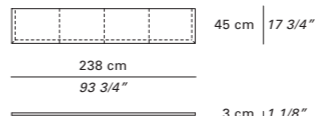
elite00000341



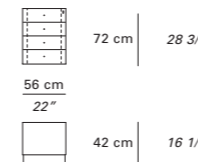
elite00000329



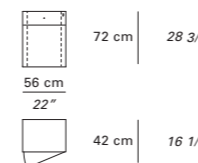
elite00000332



elite00000330



elite00000331



g i n z a

Pierluigi Molinari

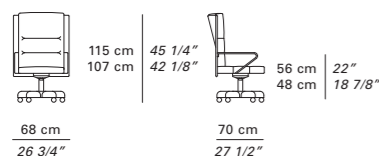
g i n z a la serie è composta da poltrona direzionale e conferenza su base con ruote a 5 razze e da sedie con due gambe e due ruote inserite nella spalliera. La struttura dello schienale è in tubolare ovale d'acciaio accoppiata a lastrine di poliuretano espanso e in seguito rivestita in cuoio. I braccioli sono in piatto d'acciaio curvato, accoppiato a lastrine di poliuretano espanso e rivestiti in cuoio. La seduta ha un inserto in tubolare d'acciaio annegato in uno stampo di poliuretano schiumato a freddo; il cuscino dello schienale è in poliuretano schiumato a freddo. Le poltrone hanno un basamento a 5 razze in alluminio spazzolato e sono girevoli, regolabili in altezza tramite pistone a gas e dotate di meccanismo basculante. Le gambe delle sedie sono in acciaio cromato.

g i n z a series includes executive and conference armchairs with a 5 star swivel base on caster, and chairs with or without arms with two legs and two casters inserted on the back. The back frame is in tubular steel covered by polyurethane foam sheet and then covered by saddle leather. The curved steel plate arms are covered with a polyurethane foam sheet and then covered by saddle leather. The seat has a tubular steel frame embedded in cold formed polyurethane; the cushion of the back is made by a cold formed polyurethane. The 5 star swivel base on caster is in polished aluminium.

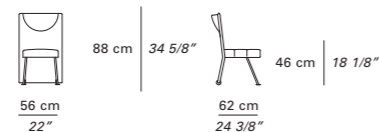
g i n z a la gamme est composée de fauteuil de direction et de conférence avec pied 5 branches, et de chaises avec deux pieds et deux roulettes fixées sous le dossier. La structure du dossier est en tubulaire ovale d'acier uni à du polyuréthane expansé et ensuite recouverte de cuir épais. Les accoudoirs sont en acier plat courbé uni à du polyuréthane expansé et ensuite recouvert de cuir épais. L'assise est réalisée en tubulaire d'acier noyé en polyuréthane moulé à froid. Le coussin du dossier est en polyuréthane moulé à froid. Les fauteuils ont un pied à 5 branches en aluminium brossé et sont pivotants. Réglables en hauteur réglables en hauteur grâce à un système gaz. Les pieds des chaises sont en acier chromé.

La serie **g i n z a** include sillones de dirección y de reuniones con base giratoria de 5 radios con ruedas, y sillas con o sin brazos con dos patas y dos ruedas insertadas en la parte trasera. La estructura del respaldo es en acero tubular cubierto por una lámina de espuma de poliuretano y cubierto en cuero. La placa de acero curva de los brazos está cubierta por una lámina de espuma de poliuretano y cubierta en cuero. El asiento tiene una estructura de acero tubular incrustada en poliuretano formado en frío; los cojines del respaldo están hechos de poliuretano formado en frío. La base giratoria de 5 radios con ruedas es de aluminio pulido.

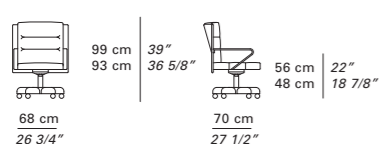
ginza00000740



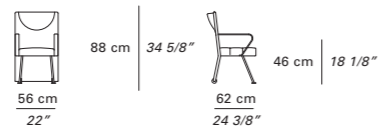
ginza00000746



ginza00000741



ginza00000747



l o o p

Pierluigi Molinari

l o o p la poltrona direzionale, conferenza e la sedia hanno una struttura costituita da una seduta e uno schienale in tubolare ovale d'acciaio annegata in uno stampo di poliuretano schiumato a freddo; la direzionale è anche dotata di cuscino poggiatesta in poliuretano espanso. I braccioli sono in acciaio curvato e rivestiti completamente in cuoio. Le poltrone hanno un basamento a 5 razze in alluminio spazzolato e sono girevoli, regolabili in altezza tramite pistone a gas e dotate di meccanismo basculante. Le gambe delle sedie sono in acciaio verniciato di colore nero a polveri epossidiche. La struttura perimetrale dello scaffale è in pannello nobilitato nero completamente rivestito in cuoio (nella versione bifronte) oppure rivestita solamente sul fronte e sui fianchi (nella versione in appoggio a muro). I ripiani sono in pannello di particelle di legno impiallacciati in essenza di noce nazionale, mogano, ciliegio, noce canaletto o acero.

l o o p the executive and conference armchair and the visitor chair frame is composed by two different pieces: there is a seat and a back steel tubular frame embedded in a cold formed polyurethane; the executive armchair has also a polyurethane headrest cushion. The arms are in curved tubular steel completely covered by saddle leather. The armchairs have a 5 star swivel base on casters in polished aluminium, and are adjustable in height through a gas-piston and equipped by a tilt mechanism. The visitor chair legs are in steel black epoxy powder varnished.

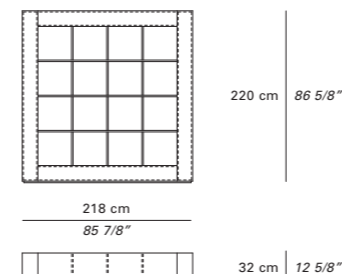
The bookcase frame is in black melamine coated panel completely covered by saddle leather (for the two faced bookcase) or covered only on the fronts and on the sides (for the one faced bookcase). The shelves are in particleboard panels veneered in Italian walnut, mahogany, cherry wood, black walnut or maple.

l o o p le fauteuil de direction, de conférence et la chaise ont une structure composée par une assise et un dossier en tubulaire ovale d'acier noyée en polyuréthane moulé à froid. Le fauteuil de direction a aussi un coussin appui-tête en polyuréthane expansé. Les accoudoirs sont en acier courbé entièrement recouverts de cuir épais. Les fauteuils ont un pied à 5 branches en aluminium brossé et sont pivotants. Réglables en hauteur grâce à un système gaz et avec bascule. Les pieds des chaises sont en acier verni avec des poudres époxydiques de couleur noir.

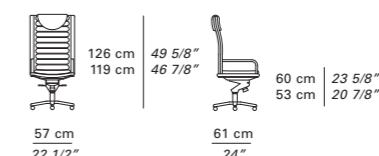
La structure de l'étagère est en mélaminé noir entièrement recouvert de cuir (dans la version à poser au milieu des locaux) ou bien recouvert uniquement sur la partie frontale et sur les côtés (pour la version à poser contre le mur). Les tablettes sont en aggloméré de bois plaqué en noyer national, acajou, merisier, noyer d'Amérique ou érable.

l o o p la estructura de los sillones de dirección y de reuniones y de la silla confidente está compuesta por dos piezas diferentes: estructura de asiento y respaldo de acero tubular incrustada en poliuretano formado en frío; el sillón de dirección incorpora además un cojín reposacabezas de poliuretano. Los brazos son en acero tubular curvado cubiertos completamente en cuero. Los sillones tienen una base giratoria de 5 radios con ruedas en aluminio pulido, y son ajustables en altura a través de un pistón de gas y equipados con un mecanismo de inclinación. Las patas de la silla confidente son de acero barnizado en pintura en polvo epoxy negra. La estructura de la estantería es de paneles de melamina negros cubiertos completamente en cuero (para la estantería de dos caras) o cubiertos únicamente en los frentes y los costados (para la estantería de una cara). Los estantes son de paneles de aglomerado contrachapados en nogal italiano, caoba, cerezo, nogal negro o arce.

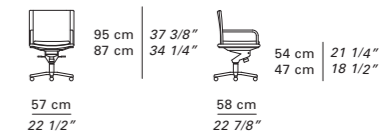
loop000000668



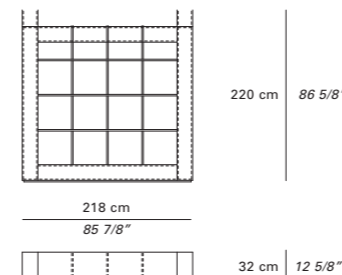
loop000000650



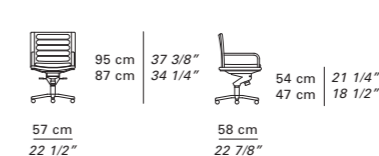
loop000000651b



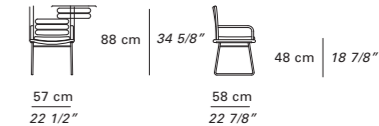
loop000000669



loop000000651



loop000000652



l u x

Guido Faleschini

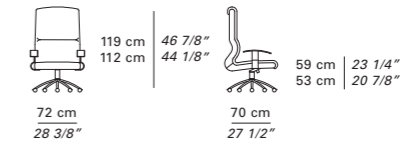
LUX la poltrona direzionale e conferenza hanno una struttura in tubolare tondo d'acciaio annegata in uno stampo di poliuretano schiumato a freddo. Su questa è fissata una materassina di poliuretano espanso ricoperto da ovatta poliestere. I braccioli sono in acciaio curvato e cromato mentre nella parte superiore sono imbottiti con una lastra di poliuretano espanso ed in seguito rivestiti in cuoio. Le poltrone hanno un basamento a 5 razze in alluminio spazzolato e sono girevoli, regolabili in altezza tramite pistone a gas e dotate di meccanismo ergonomico – per la direzionale – o basculante – per la conferenza.

LUX the executive and conference armchairs frame is in tubular steel embedded in a cold formed polyurethane and on it is fixed a polyurethane foam mat covered by polyester wadding. The chromed steel arms are padded on the upper part with a polyurethane foam sheet and then covered by saddle leather. The armchairs have a 5 star swivel base on casters in polished aluminium and are adjustable in height through a gas-piston and are equipped by an ergonomic mechanism (executive armchair) or tilt mechanism (conference armchair).

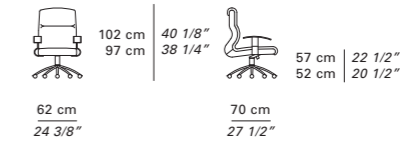
LUX les fauteuils de direction et de conférence ont une structure en tubulaire d'acier noyée en polyuréthane moulé à froid. Un petit matelas de polyuréthane expansé, recouvert de ouate de polyester, est fixé sur la structure. Les accoudoirs sont en acier courbé et chromé. Sur la partie supérieure ils sont recouverts avec du polyuréthane expansé et ensuite revêtus de cuir épais. Les fauteuils ont un pied à 5 branches en aluminium brossé et sont pivotants. Réglables en hauteur grâce à un système gaz. Fauteuil de direction avec mécanisme ergonomique. Fauteuil de conférence avec bascule.

LUX la estructura de los sillones de dirección y de reuniones es de acero tubular incrustada en poliuretano formado en frío y sobre ella se fija una colchoneta de espuma de poliuretano cubierta por forro de poliéster. Los brazos de acero cromado están acolchados en la parte superior con una lámina de espuma de poliuretano y cubiertos en cuero. Los sillones tienen una base giratoria de 5 radios con ruedas en aluminio pulido y son ajustables en altura a través de un pistón de gas, y son equipados con un mecanismo ergonómico (sillón de dirección) o un mecanismo de inclinación (sillón de reuniones).

lux000000737



lux000000736



meteora

Guido Faleschini

La collezione per ufficio **meteora**, disegnata dall'Architetto Guido Faleschini secondo un progetto che risale ai primi anni '80, si ripresenta oggi in una nuova veste più attuale ed arricchita di nuovi preziosi materiali.

Oltre al cuoio dei rivestimenti ed al laminato nero è stata introdotta una nuova e prestigiosa essenza tipo ebano volta ad impreziosire la serie di mobili, scrivanie e tavoli conferenze rendendoli perfetti per ambienti direzionali.

Il design moderno dei diversi elementi caratterizzato dalle grandi dimensioni, dalla ricchezza dei materiali e dei particolari è più che mai attuale e dal gusto contemporaneo.

Il piano delle scrivanie e dei tavoli riunione è costituito da un pannello nobilitato nero con uno spessore di 40 mm completamente rivestito in cuoio che viene poi fissato a delle fasce laterali che costituiscono i veri e propri sostegni della scrivania; questi pannelli sono costituiti da una cornice esterna in legno massello di pioppo con taglio a 45 gradi, completamente rivestita in cuoio, alla quale è fissato un pannello centrale di nobilitato nero o impiallacciato in ebano.

Le cassettiere e l'allungo hanno una struttura in pannello nobilitato nero con top rivestito in cuoio; le ante ed i cassetti sono in pannello nobilitato nero rivestiti in cuoio.

La struttura dei mobili contenitori è realizzata con pannello nobilitato nero con spessore variabile nei diversi elementi da 8 mm a 30 mm.; il top completamente rivestito in cuoio è disponibile per i mobili h. 98 cm mentre è assente per quelli h. 205 cm. In entrambe le altezze il mobile ha una fascia di chiusura laterale; questo è costituito da una cornice esterna in legno massello di pioppo con taglio a 45 gradi, completamente rivestita in cuoio, alla quale è fissato un pannello di nobilitato nero o impiallacciato in ebano.

Le ante ed i cassetti sono realizzati in pannello truciolare nobilitato nero completamente rivestiti in cuoio. Le maniglie sono in PVC nero.

The **meteora** office collection, designed by the Architect Guido Faleschini according to a project going back to the beginning of 80's, comes up again in a new dress more current and enriched of new precious materials.

Further to the saddle leather upholstery and to the black laminate it has been introduced a new and prestigious essence ebony type, to enhance the series of desks, cabinets and conference tables bringing them perfect for directional environments.

The modern design of the different elements characterized by the big dimensions, by the richness of the materials and of the details is more than ever current and of contemporary taste.

The desks and the conference tables top are made in black melamine coated panel thickness 40 mm completely covered by saddle leather and are fixed to the lateral sides which are the real supports of the desk; these side panels are made by a solid poplar wood frame with a shape cut at 45 degrees, completely covered by saddle leather, and with a central black melamine coated panel or veneered in ebony wood.

The pedestal and the extension have a frame in black melamine coated panel with the top covered by saddle leather; the doors and the drawers are in black melamine coated panel covered by saddle leather.

The frame of the cabinet is made by a black melamine coated panel (with a variable thickness from 8 mm to 30 mm for the different elements); the top, completely covered by saddle leather, is available only for the 98 cm high cabinet and not for the 205 cm high cabinet. Both the 98 cm and 205 cm high cabinets have a side ending panel; this is made by solid poplar wood frame with a shape cut at 45 degrees, completely covered by saddle leather with a central black melamine coated panel or veneered in ebony wood.

The doors and the drawers are made by a black melamine coated panel completely covered by a saddle leather. The handles are in black PVC.

meteora le plan des bureaux et des tables de conférence est réalisé en mélaminé noir d'épaisseur 40 mm entièrement recouvert de cuir. Ce plateau est fixé aux côtés qui donnent soutien à la table. Ces éléments sont composés d'une corniche extérieure en bois massif de peuplier coupé à 45°, entièrement recouvert de cuir, et sur laquelle on fixe un panneau de mélaminé noir ou en placage de ébène.

La structure des bloc tiroirs et des rallonges est en mélaminé noir avec top recouvert de cuir. Les portes et les tiroirs sont en mélaminé noir recouvert de cuir.

La structure des meubles est en en mélaminé noir avec épaisseur de 8 à 30 mm, en fonction des différents éléments. Le top est complètement recouvert de cuir pour les meubles h. 98 cm. Il n'y a pas de top pour les meubles en hauteur cm. 205. Tous les meubles ont un élément de finition latéral qui a une corniche extérieure en bois massif de peuplier coupé à 45°, entièrement recouvert de cuir, et sur laquelle on fixe un panneau de mélaminé noir ou en placage de ébène.

Les façades des portes et des tiroirs sont en mélaminé noir entièrement recouvert de cuir.

Les poignées sont PVC noir.

La colección de oficina **meteora**, diseñada por el Arquitecto Guido Faleschini según un proyecto que regresa a principios de los 80, regresa otra vez con una nueva imagen más actual y enriquecida de nuevos materiales.

Además del tapizado en cuero y del laminado negro, ha sido introducido un nuevo y prestigioso tipo de madera de ébano para realizar la serie de escritorios, armarios y mesas de reuniones, llevándolos a ambientes de dirección perfectos.

El diseño moderno de los diferentes elementos caracterizados por la gran dimensión, riqueza de los materiales y de los detalles, es más que nunca actual y de gusto contemporáneo.

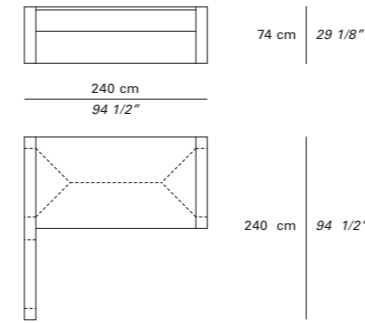
Las tapas de los escritorios y de las mesas de reuniones están hechos en paneles de melamina negra de 40 mm de grosor cubiertos completamente por cuero y están fijados a los laterales, los cuáles son los apoyos reales del escritorio; la estructura de estos paneles laterales está hecha de madera maciza de álamo de forma tallada a 45 grados, cubiertos completamente en cuero y con un panel central en melamina negra o acabado en madera de ébano.

La cajonera y el ala tienen una estructura de paneles de melamina negra con la tapa cubierta en cuero; las puertas y los cajones son en paneles de melamina negra cubiertos en cuero.

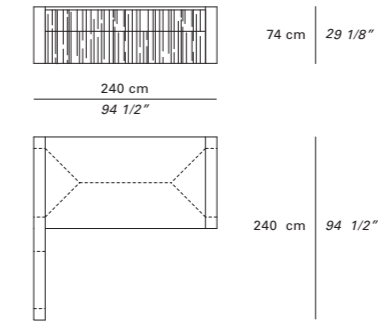
La estructura del armario está fabricada en paneles de melamina negra (con un grosor variable desde 8 mm a 30 mm para los diferentes elementos); la tapa, cubierta completamente en cuero, está disponible sólo para los armarios de 98 cm de altura y no para los armarios de 205 cm. Los armarios de 98 cm y 205 cm de altura tienen un panel lateral final; este está hecho con una estructura de madera maciza de álamo de forma tallada a 45 grados, cubierta completamente en cuero con un panel central en melamina negra o acabado en madera de ébano.

Las puertas y los cajones están hechos por paneles de melamina negra cubiertos completamente en cuero. Los tiradores son de PVC negro.

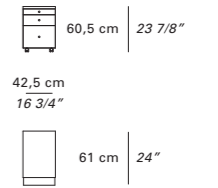
meteor0000100



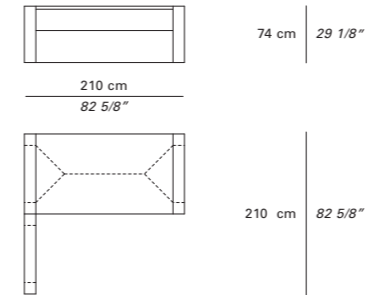
meteor0000100e



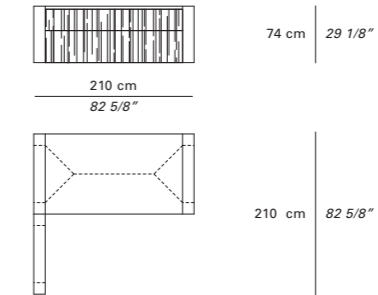
meteor0000108



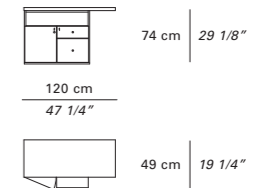
meteor0000104



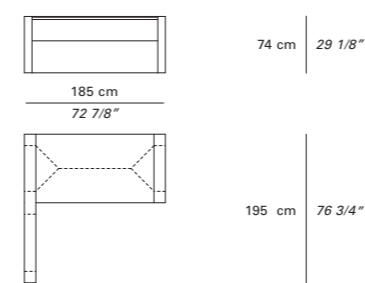
meteor0000104e



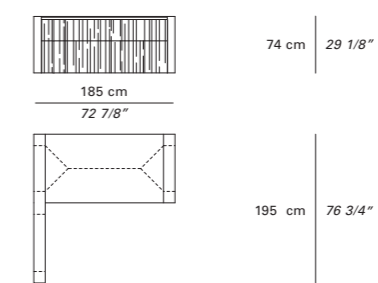
meteor0000101



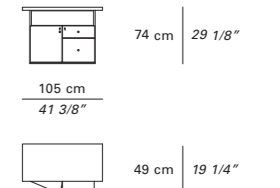
meteor0000128



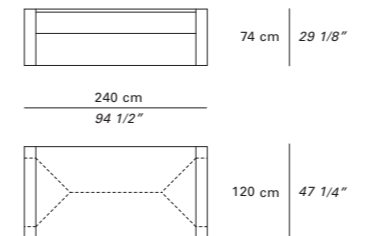
meteor0000128e



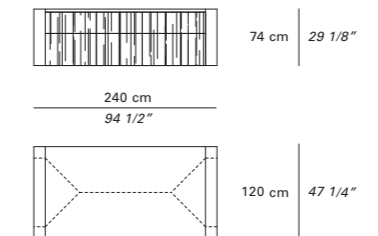
meteor0000105



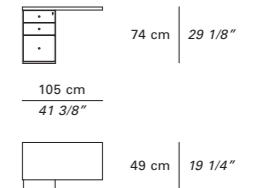
meteor0000102



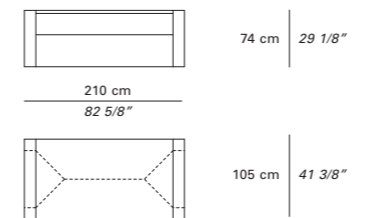
meteor0000102e



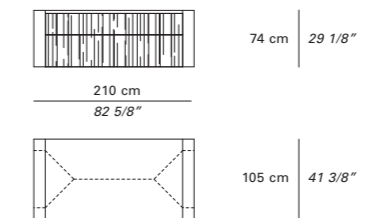
meteor0000129



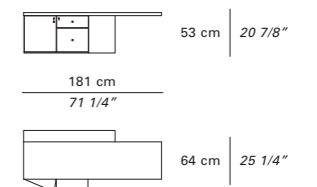
meteor0000106



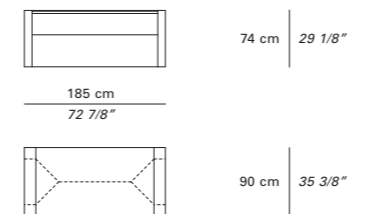
meteor0000106e



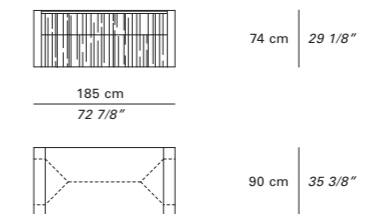
meteor0000103



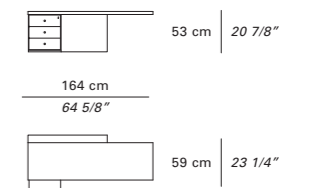
meteor0000130



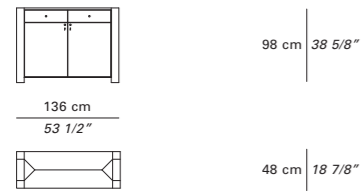
meteor0000130e



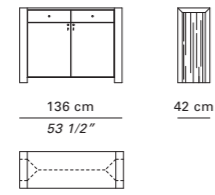
meteor0000131



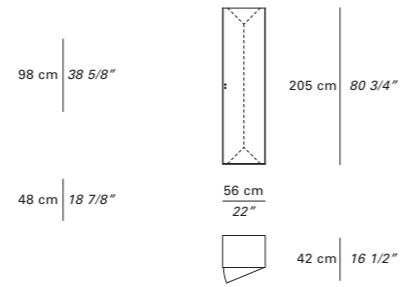
meteor0000109
meteor0000109a



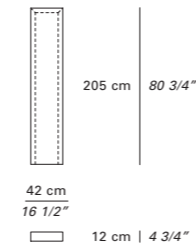
meteor0000109e
meteor0000109ea



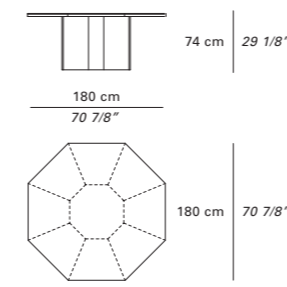
meteor0000115



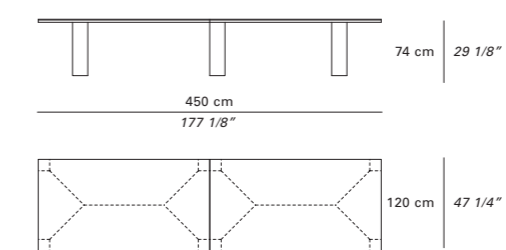
meteor0000118



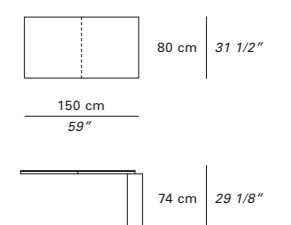
meteor0000121



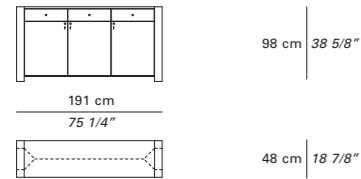
meteor0000123



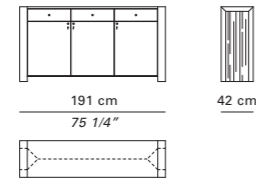
meteor0000125



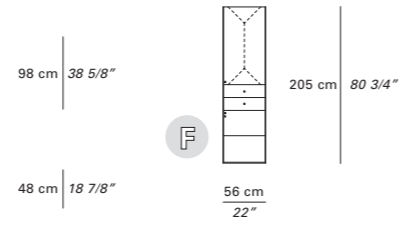
meteor0000110
meteor0000110a



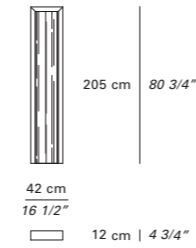
meteor0000110e
meteor0000110ea



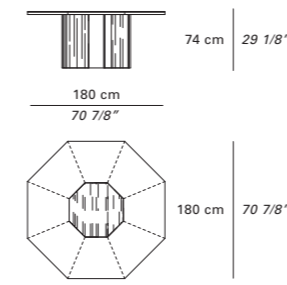
meteor0000116



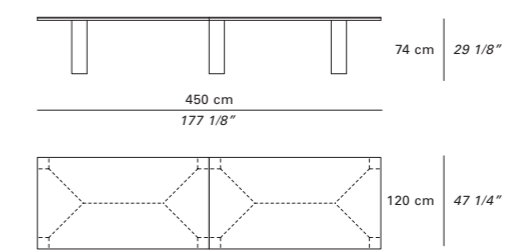
meteor0000118e



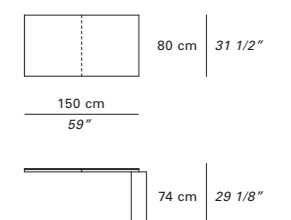
meteor0000121e



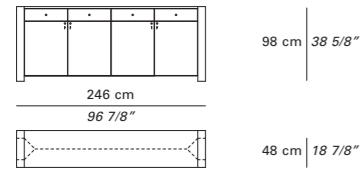
meteor0000123e



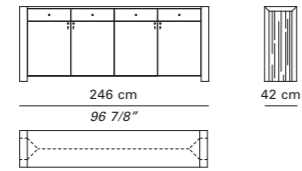
meteor0000125e



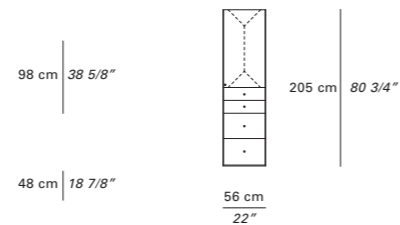
meteor0000111
meteor0000111a



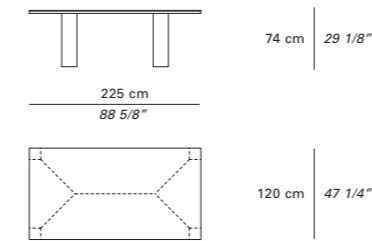
meteor0000111e
meteor0000111ea



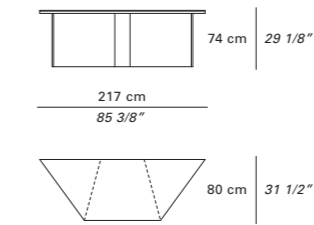
meteor0000117



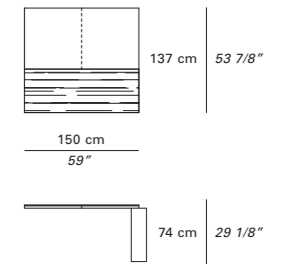
meteor0000122



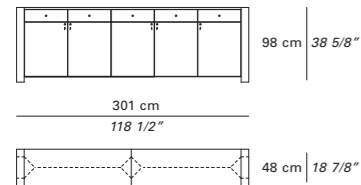
meteor0000124



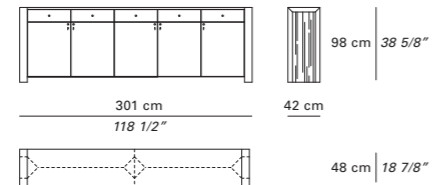
meteor0000125ea



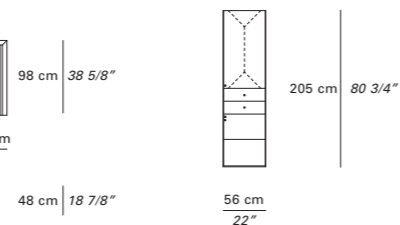
meteor0000112
meteor0000112a



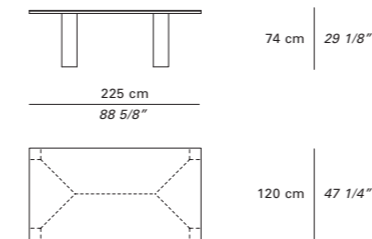
meteor0000112e
meteor0000112ea



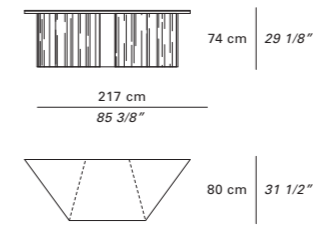
meteor0000120



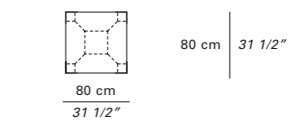
meteor0000122e



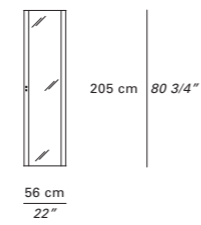
meteor0000124e



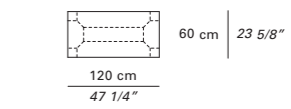
meteor0000146



meteor0000114



meteor0000147



nikita

Creative Group

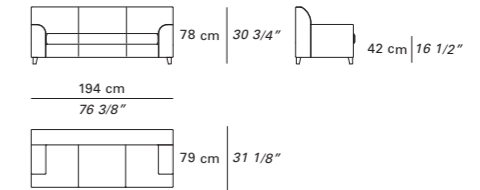
nikita la struttura è in legno massello di pioppo con alcuni elementi di collegamento in pannello nobilitato; il molleggio è realizzato tramite delle cinghie elastiche in polipropilene e lattice naturale. L'imbottitura della struttura e dei cuscini fissi della seduta è in poliuretano espanso a densità differenziata e ovatta poliestere. I supporti sono in legno massello di pioppo completamente rivestiti in cuoio. Rivestimenti disponibili in tessuto o pelle entrambi non sfoderabili.

nikita the frame is in solid poplar wood with some connection elements in melamine coated panel; the springing is granted by some elastic belts in polypropylene and natural latex. The padding of the frame and the fixed cushions of the seat are made by polyurethane foam with different densities and polyester wadding. The solid poplar wood supports are completely covered by saddle leather. Coverings available in fabric or leather, both not removable.

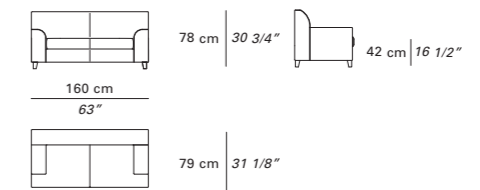
nikita la structure est en bois massif de peuplier avec des éléments de jonction en mélaminé. Le soutien est garanti par des sangles élastiques en polypropylène et latex naturel. Le rembourrage de la structure et des coussins fixes d'assise est en polyuréthane expansé avec densités différentes et ouate de polyester. Les supports sont en bois massif de peuplier entièrement recouverts de cuir. Revêtement en cuir ou tissu (les deux versions ne sont pas déhoussables).

nikita la estructura es de madera maciza de álamo con algunos elementos conectores en paneles de melamina; la elasticidad es debida a correas elásticas de polipropileno y látex natural. El relleno de la estructura y de los cojines fijos del asiento está compuesto por espumas de poliuretano de diferente densidad y forro de poliéster. Los apoyos de madera maciza de álamo están cubiertos completamente en cuero. Las cubiertas están disponibles en tela o en piel, ambas no desenfundables.

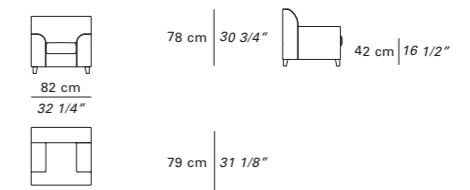
nikitadiva3po



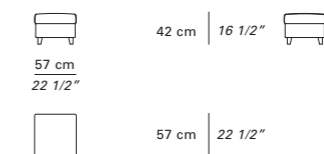
nikitadiva2po



nikitapoltron



nikitapouf000



palmito / jr

Ammannati & Vitelli

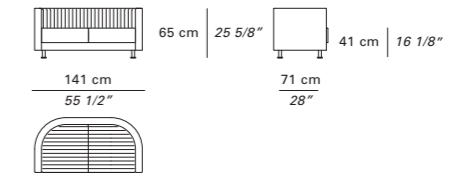
palmito/jr la struttura dello schienale e della seduta è in tubolare d'acciaio annegato in uno stampo di poliuretano schiumato a freddo e rivestito con ovatta poliester; il molleggio è realizzato tramite delle cinghie elastiche in polipropilene e lattice naturale. I supporti sono in tubolare d'acciaio cromato per il modello Palmito, mentre per il modello Palmito Jr. si hanno delle ruote. Rivestimenti disponibili in tessuto o pelle nelle due varianti trapuntata e non; in tutti i casi i rivestimenti non sono sfoderabili.

palmito/jr the frame of the back and of the seat is in tubular steel embedded in a cold formed polyurethane covered with polyester wadding; the springing is granted by some elastic belts in polypropylene and natural latex. The supports are in chromed tubular steel for the model Palmito while the model Palmito jr. has four casters. Coverings available in fabric and leather quilted or not quilted; in any case the coverings are not removable.

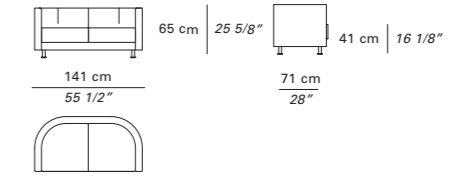
palmito/jr la structure du dossier et de l'assise est en acier tubulaire noyé en polyuréthane moulé à froid et recouvert de ouate de polyester. Le soutien est garanti par des sangles élastiques en polypropylène et latex naturel. Les supports sont en acier tubulaire chromé pour le modèle Palmito. Les fauteuils Palmito Jr. sont sur roulettes. Revêtement en cuir ou tissu en version matelassée ou pas matelassée. Toutes les versions ne sont pas déhoussables.

palmito/jr la estructura del respaldo y del asiento es en acero tubular incrustado en poliuretano formado frío, cubierto con forro de poliéster; la elasticidad es debida a correas elásticas de polipropileno y látex natural. Los apoyos son de acero tubular cromado para el modelo Palmito, mientras que para el modelo Palmito jr. Tienen cuatro ruedas. Las cubiertas están disponibles en tela o piel acolchada o no acolchada; en cualquier caso las cubiertas no son desenfundables.

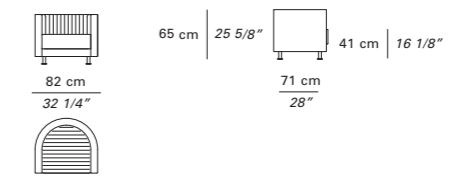
palmit000495



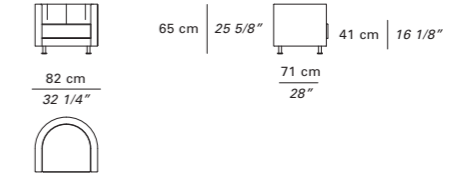
palmit000495a



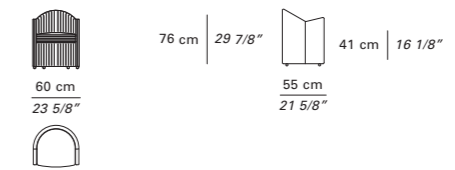
palmit000496



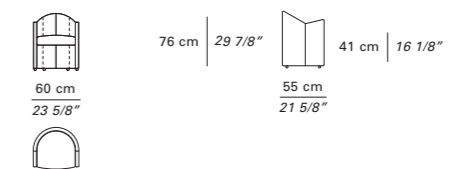
palmit000496a



palmj000097



palmj000097a



pasodoble

Luca Scacchetti

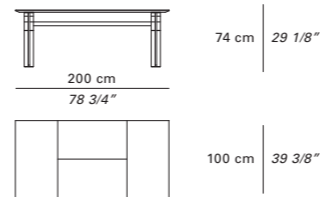
pasodoble the desk tops consist of 30 or 35 mm thick melamine coated panels; the edge of the 4 short sides is bevelled to 30°. The top may be covered either completely in saddle leather or only on the outer edges. In this second case an insert is fixed in the central part; it can be a black walnut veneered particleboard panel or a glass insert painted black underneath. The supports for the top consist of two double legs in solid black walnut wood, milled on the upper edges to allow a metal plate to be housed that is in turn fixed to the top. This plate comprises four spheroidal graphite cast iron "brackets" to which a steel bar is welded; a steel foot is fixed to the end of the two double legs and also acts as spacer between the same two legs. The two double legs are also connected together by a stabilizing steel bar, which also provides a further support for the desk top. All the above mentioned metal parts are wrinkled black epoxy powder varnished. The desks may be fitted with a modesty panel consisting of a 20 mm thick black walnut finish melamine coated panel with a saddle leather detail at the ends or completely covered by saddle leather. The extensions are a 35 mm thickness black melamine coated panel bevelled on all 4 sides and fully covered in leather. This top is fixed on one side to the desk leg by a varnished steel plate; it has a support on the other side, which may be either a single leg identical to the one of the desk or a drawer unit. The drawer unit has a structure in 20 mm thick coated panel with black walnut finish and 4 drawers; the drawer front is in melamine coated panel covered by saddle leather or in particleboard panel veneered with black walnut. The single or modular conference tables have tops made with 35 mm thickness black melamine coated panel fully covered by saddle leather, while the supports are identical to those of the desk. The cabinets are made with black walnut finish melamine coated panel and the thickness of the elements varies from 20 mm to 30 mm. A leather finish is inserted along the whole front at the bottom of each cabinet. The top is made in 30 mm thick melamine coated panel with a black walnut finish, bevelled along the front edge; in the 96 mm high cabinet it is fully covered by saddle leather, while in the 176 mm high cabinet only the front edge is covered by saddle leather. The support for the drawer units consists of 4 casters or 4 feet in spheroidal graphite cast iron wrinkled black epoxy powder varnished and a small strip of leather with an anti-scratch function. The 3, 4 and 5 units cabinet have 1 or 2 extra central cylindrical feet with the same finishes positioned in the centre. The drawn finely ribbed aluminium handles are wrinkled black epoxy powder varnished and covered by saddle leather in the upper part; they are inserted in a special groove in the door and the drawer. The fronts of the drawers, files and doors are in black walnut veneered particleboard panels or in black walnut finish melamine coated panel covered by saddle leather.

pasodoble i piani delle scrivanie sono costituiti da pannelli nobilitati con uno spessore di 30 o 35 mm; il bordo dei 4 lati è smussato a 30°. Il piano può essere rivestito in cuoio completamente oppure lungo i suoi bordi perimetrali; in questo secondo caso nella parte centrale viene fissato un inserto con spessore di 8 mm realizzato con un pannello di particelle di legno impiallacciato con essenza di noce canaletto oppure un inserto in cristallo verniciato nero nella sua faccia inferiore. I sostegni dei piani sono costituiti da due gambe doppie in legno massiccio di noce canaletto lucidate, fresate negli angoli superiori per consentire l'alloggiamento di una piastra a sua volta fissata al piano del tavolo. Questa piastra è costituita da quattro "staffe" in fusione di ghisa sferoidale alle quali è saldata una barra d'acciaio; alla base delle due doppie gambe è fissato un piedino in acciaio che funge anche da distanziale fra le due gambe stesse. Le due doppie gambe sono inoltre collegate fra loro da una barra stabilizzatrice in acciaio la quale fornisce anche un ulteriore sostegno al piano della scrivania. Tutte le parti metalliche descritte e a vista sono verniciate a polveri epossidiche colore nero metallizzato raggrinzante. Le scrivanie possono essere dotate di un pannello di cortesia costituito da pannello nobilitato in finitura noce canaletto con uno spessore di 20 mm con una finitura di cuoio alle estremità oppure completamente rivestiti in cuoio. Gli allunghi hanno un piano di pannello nobilitato nero spessore di 35 mm smussato lungo i 4 lati completamente rivestito in cuoio. Da un lato è fissato alla gamba della scrivania tramite una piastra d'acciaio verniciata; dall'altro ha un sostegno che può essere costituito o da una gamba singola identica alla scrivania oppure da una cassettera. La cassettera ha una struttura in pannello nobilitato in finitura noce canaletto spessore di 20 mm con 4 cassetti; il frontale dei cassetti è realizzato in pannello nobilitato finitura noce canaletto rivestito in cuoio oppure in pannello di particelle di legno impiallacciato con essenza di noce canaletto. I tavoli riunione singoli o componibili hanno i piani realizzati con pannello nobilitato nero spessore di 35 mm completamente rivestito in cuoio ed i sostegni uguali a quelli della scrivania. I mobili contenitori sono costruiti in pannello nobilitato con finitura noce canaletto e spessore variabile nei diversi elementi da 16 mm a 30 mm. Nella base di ogni mobile lungo tutto il fronte è inserita una finitura di cuoio. Il top è realizzato in pannello nobilitato in finitura noce canaletto con spessore di 30 mm smussato sul fronte, nel mobile h 96 cm è completamente ricoperto in cuoio mentre in quello h 176 cm è ricoperto in cuoio solo il bordo frontale. Il sostegno è costituito da 4 ruote per le cassette o da 4 piedini in fusione di ghisa sferoidale verniciati a polveri epossidiche colore nero metallizzato raggrinzante con una piccola striscia di cuoio con funzione antigraffio. Per i mobili con 3, 4 e 5 vani vengono posizionati al centro rispettivamente 1 e 2 piedi cilindrici centrali aggiuntivi con le stesse finiture. Le maniglie sono realizzate in trafilato millerighe di alluminio verniciate a polveri epossidiche colore nero metallizzato raggrinzante, rivestite in cuoio nella parte superiore e inserite in un'apposita fresatura dell'anta e del cassetto. I frontali dei cassetti, dei classificatori e delle ante sono in pannello di particelle di legno impiallacciato con essenza di noce canaletto oppure in pannello nobilitato finitura noce canaletto ricoperti in cuoio.

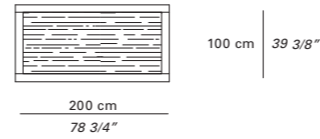
pasodoble les plans des bureaux sont réalisés en mélaminé de 30 ou 35 mm d'épaisseur. La bordure est coupée à 30° sur les 4 côtés. Le plan peut être recouvert entièrement de cuir ou n'avoir que le pourtour en cuir. Dans ce cas-là, la partie centrale est constituée d'un panneau en aggloméré de bois, plaque noyer d'Amérique, d'une épaisseur de 8 mm ou d'un cristal verni noir sur sa partie inférieure. Les plans sont supportés par deux pieds doubles en bois massif de noyer d'Amérique. Les pieds ont une découpe sur la partie supérieure pour loger une plaque qui est ensuite fixée au plateau. Cette plaque est composée de 4 éléments en fonte sphéroïdale sur lesquelles une barre d'acier est soudée. A la base du double pied, il y a une entretoise en acier qui sert aussi pour maintenir les deux pieds séparés. Les deux doubles pieds sont fixés entre-eux à l'aide d'une barre en acier qui peut aussi garantir un soutien ultérieur au plateau de la table. Toutes les parties métalliques visibles sont vernies avec poudres époxydiques couleur noir métallisé avec finition ridée. Les tables de bureau peuvent recevoir un voile de fond en mélaminé couleur noyer d'Amérique d'une épaisseur de 20 mm avec un détail en cuir à l'extrémité ou complètement recouvert de cuir. Les rallonges sont réalisées en mélaminé de 35 mm d'épaisseur complètement recouvert de cuir. La bordure est coupée à 30° sur les 4 côtés. Ce plateau est fixé à la table à l'aide d'une plaque en acier verni et, sur l'autre côté, il est appuyé sur un pied (comme celui du bureau) ou sur un bloc tiroirs. Les bloc tiroirs ont une structure en mélaminé, finition noyer d'Amérique, d'une épaisseur 20 mm avec 4 tiroirs. Les façades des tiroirs sont en mélaminé noyer d'Amérique recouvert de cuir ou en aggloméré de bois plaqué noyer d'Amérique. Toutes les tables de conférence ont le plateau réalisé en mélaminé noir d'épaisseur 35 mm complètement recouvert de cuir. Pieds comme pour les bureaux. Les armoires de rangement ont d'une structure en mélaminé, finition noyer d'Amérique, d'une épaisseur de 16 mm à 30 mm, en fonction des différents éléments. Un détail en cuir est présent sur la partie frontale du meuble (pour toute sa longueur). Le plateau est en mélaminé noyer d'Amérique d'épaisseur 30 mm. Pour le meuble cm. 96h il est complètement recouvert de cuir. Pour les meubles cm. 176h il est recouvert de cuir uniquement sur la partie frontale. Les bloc tiroirs sont sur 4 roulettes. Les meubles sur 4 pieds en fonte vernis avec poudres époxydiques de couleur noir métallisé avec finition ridée et avec un petit détail en cuir. Pour les meubles à 3, 4 ou 5 éléments il y a 1 et deux pieds supplémentaires au centre. Poignées en aluminium vernies avec des poudres époxydiques de couleur noir métallisé avec finition ridée, recouvertes de cuir sur la partie supérieure. Les façades des tiroirs, des classeurs et des portes sont en panneau d'aggloméré de bois, plaqué noyer d'Amérique ou en mélaminé couleur noyer d'Amérique recouvert de cuir.

pasodoble las tapas del escritorio están compuestas por paneles de melamina de 30 o 35 mm de grosor; el canto de los 4 lados cortos está tallado a 30°. La tapa puede estar cubierta completamente en cuero o únicamente los bordes externos. En este segundo caso, se fija una inserción en la parte central, que puede ser un panel de aglomerado contrachapado en nogal negro o una inserción de cristal pintado negro en la zona inferior. Los apoyos de la tapa consisten en dos patas dobles de madera maciza de nogal negro, molidas en los cantos superiores para permitir alojar una placa de metal que está fijada a la tapa. Esta placa consta de cuatro soportes esféricos de hierro colado color grafito sobre los cuales es soldada una barra de acero; un pie de acero es fijado al final de la dos patas dobles y también actúa como separador entre las mismas dos patas. Además, las dos patas dobles están conectadas conjuntamente a través de una barra de acero estabilizadora, la cual proporciona un mayor apoyo a la tapa del escritorio. Todas las partes metálicas antes mencionadas están barnizadas en pintura en polvo rugosa epoxy negro. A los escritorios se les puede acoplar un faldón compuesto por un panel de melamina de 20 mm de grosor en acabado nogal negro con un detalle en cuero en las partes finales o cubierto completamente en cuero. Las alas están formadas por paneles de melamina negra de 35 mm de grosor biselados en los 4 costados y completamente cubiertos en piel. Esta tapa se fija a un costado de la pata del escritorio mediante una placa de acero barnizada; y tiene un apoyo en el otro costado que puede ser una pata simple idéntica a la del escritorio o una cajonera. La cajonera tienen una estructura de paneles de 20 mm de grosor en acabado nogal negro y con 4 cajones; el frente de la cajonera está formado por paneles de melamina cubiertos en cuero o por paneles de aglomerado contrachapados en nogal negro. Las tapas de las mesas de reuniones simples o modulares son de paneles de melamina negra de 35 mm de grosor cubiertos completamente en cuero, mientras que los apoyos son idénticos a los de las mesas de escritorio. Los armarios están compuestos por paneles de melamina en acabado nogal negro y el grosor de los elementos varía desde 20 mm a 30 mm. Un acabado de piel es insertado en todo el frente en la parte baja de cada armario. La tapa está formada por paneles de melamina de 30 mm de grosor en acabado nogal negro, biselados en el canto frontal; los armarios de 96 cm de altura están cubiertos completamente en cuero, mientras que en los armarios de 176 cm de altura únicamente el canto frontal está cubierto en cuero. El apoyo de las cajoneras puede consistir en 4 ruedas o en 4 pies esféricos de hierro colado barnizados en pintura en polvo rugosa epoxy negro y con una pequeña correa de piel con función anti arañazos. Los armarios de 3, 4 y 5 módulos disponen de 1 o 2 pies cilindricos centrales adicionales con el mismo acabado. Los tiradores de aluminio finamente acanalados barnizados en pintura en polvo rugosa epoxy negra y cubiertos por cuero en la parte superior; están insertados en una ranura especial en la puerta y el cajón. Los frentes de los cajones, archivos y puertas están formados por paneles de aglomerado contrachapados en nogal negro o por paneles de melamina en acabado nogal negro cubiertos en cuero.

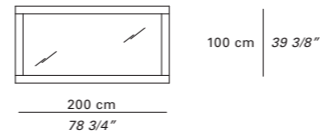
pasododes1000



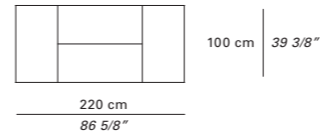
pasododes1001



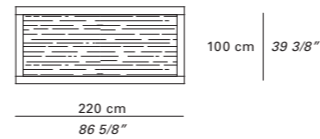
pasododes1002



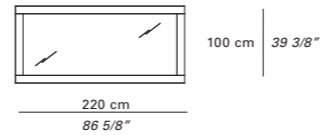
pasododes1003



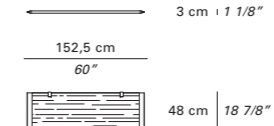
pasododes1004



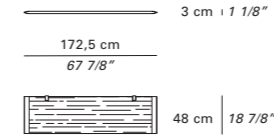
pasododes1005



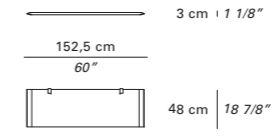
pasododes1045



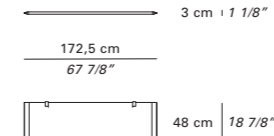
pasododes1046



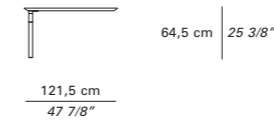
pasododes1047



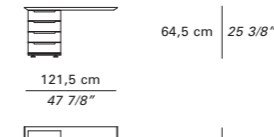
pasododes1048



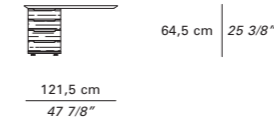
pasodomob1017



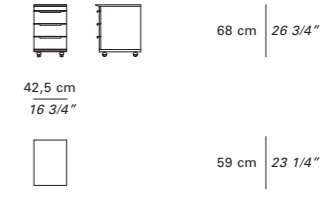
pasodomob1018



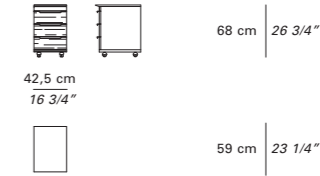
pasodomob1019



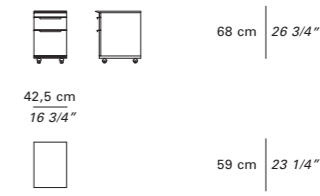
pasodomob1013



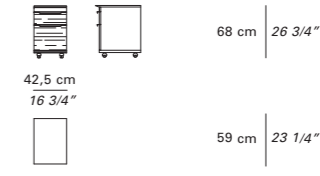
pasodomob1014



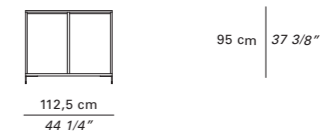
pasodomob1015



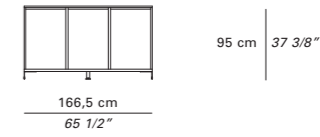
pasodomob1016



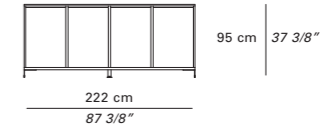
pasodomob1020



pasodomob1021

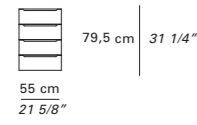


pasodomob1022

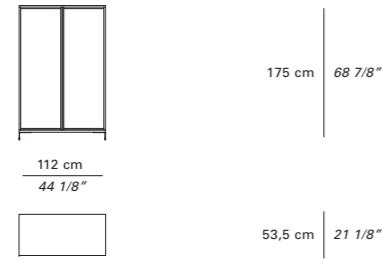


pasodoble

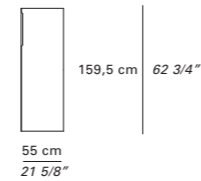
pasodomob1023



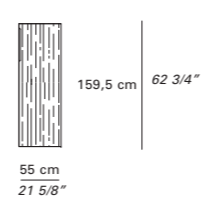
pasodomob1031



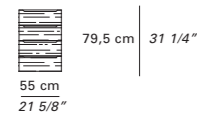
pasodomob1035



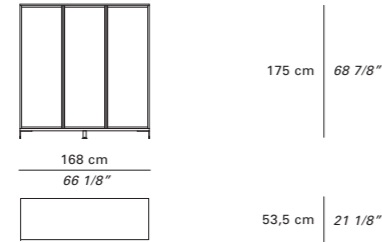
pasodomob1036



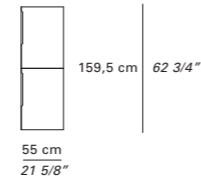
pasodomob1024



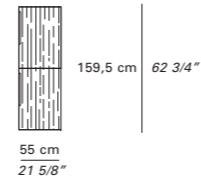
pasodomob1032



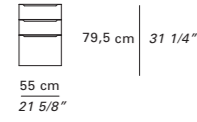
pasodomob1037



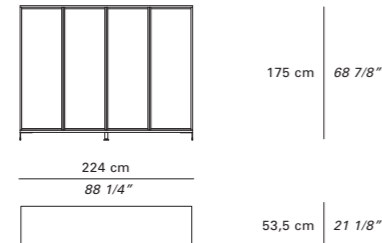
pasodomob1038



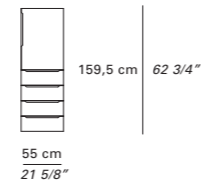
pasodomob1025



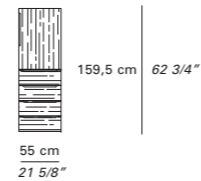
pasodomob1033



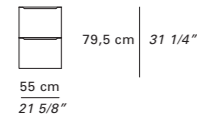
pasodomob1039



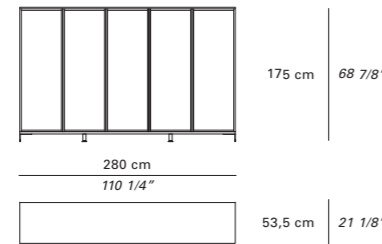
pasodomob1040



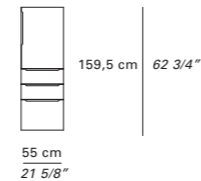
pasodomob1027



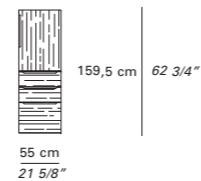
pasodomob1034



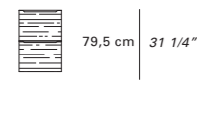
pasodomob1041



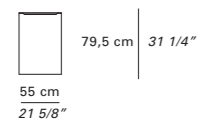
pasodomob1042



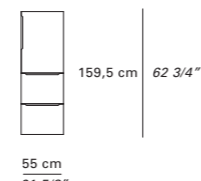
pasodomob1028



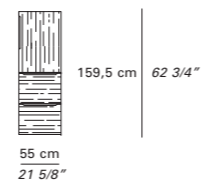
pasodomob1029



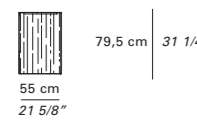
pasodomob1043



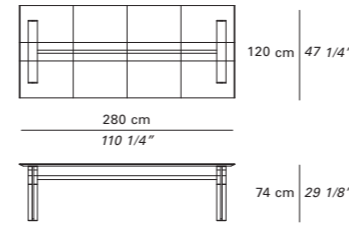
pasodomob1044



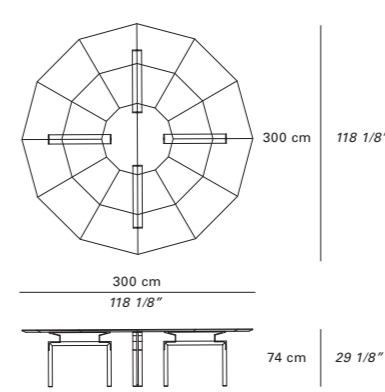
pasodomob1030



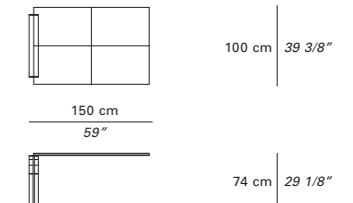
pasododes1006



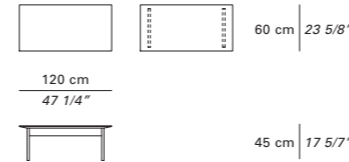
pasododes1011



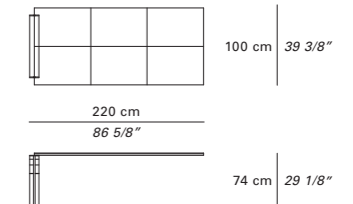
pasododes1007



pasododes1052



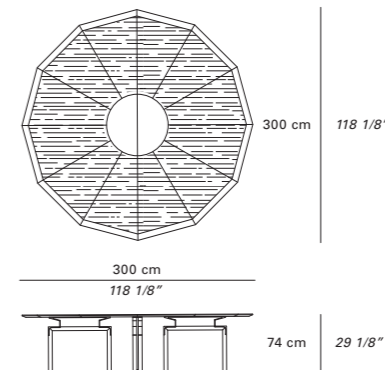
pasododes1008



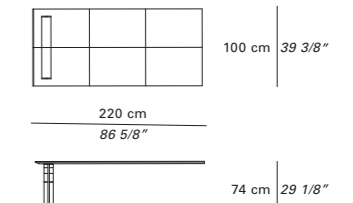
pasododes1054



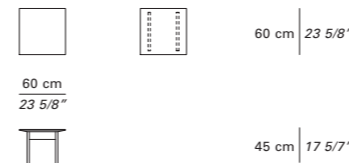
pasododes1051



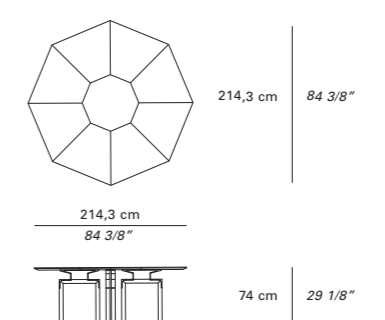
pasododes1009



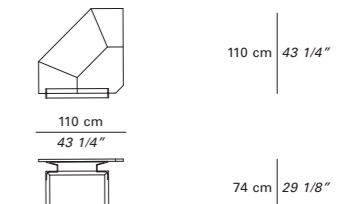
pasododes1053



pasododes1049



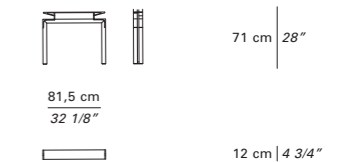
pasododes1010



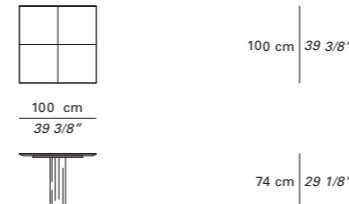
pasododes1055



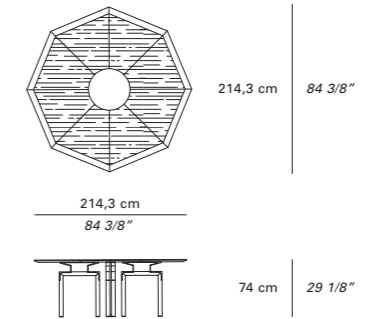
pasododes1012



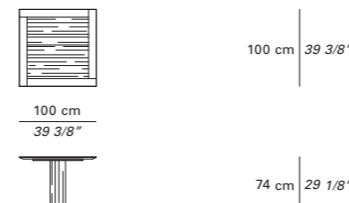
pasododes1056



pasododes1050



pasododes1057



p i g r e c o

Luca Scacchetti

pigreco una serie di sedute, poltroncine e divani che appaiono come volanti e sospese. Sedute lineari o che rigirano ad angolo, che seguono l'andamento dei muri o che disegnano liberamente linee spezzate. L'appoggio metallico a terra a forma di π (Pigreco) distaccato dalla seduta vera e propria rende questo sistema estremamente leggero, straniante, inaspettato pur nel mantenimento di una forte immagine rappresentativa sottolineata dalla straordinarietà dei materiali, pelli e cuoio.

La struttura della piattaforma è costituita da due telai in legno massello di pioppo accoppiati l'uno all'altro. Su quello inferiore, esternamente rivestito in cuoio, vengono fissate delle cinghie elastiche in polipropilene e lattice naturale da 5 cm di larghezza ed elasticità dell'80% alternatamente incrociate fra di loro a 90°; così viene garantito il molleggio della seduta. Sul telaio superiore viene incollata una lastra di poliuretano espanso indeformabile con densità di 35 kg/m3 ed esente da CFC; questo viene poi rivestito con la trapunta di ovatta poliestere e tessuto o pelle.

La struttura dello schienale e del bracciolo, è realizzata in pannello nobilitato nero imbottito con lastre di poliuretano espanso indeformabile con densità di 40 kg/m3 ed esente da CFC ed in seguito ricoperta con ovatta poliestere. Su questa struttura sono fissate delle barre d'acciaio che consentono l'aggancio dello schienale al telaio inferiore della piattaforma. I cuscini asportabili dello schienale sono realizzati completamente poliuretano espanso. Il basamento è realizzato da un tubolare d'acciaio cromato.

pigreco series designed by Luca Scacchetti comprises seating, armchairs, and sofas that appear to be flying, or suspended. It can remain linear, or turn corners to follow the walls, and can include segments. The metallic supports - shaped as the ancient greek letter π - are separated from the seating to maintain this strong, yet extremely light, representative image, underlined by the exceptional leather and saddle leather materials. The frame of the platform consists of two poplar haer-wood panels fixed together. On the lower panel, covered externally with saddle leather, are fixed elastic polypropylene and natural latex belts of 5 cm wide at 80% elasticity, interlaced together at 90°; in this way the seat webbing is guaranteed. On the upper panel is glued a sheet of resilient, CFC-free polyurethane foam (density 35 kg/m3) covered with polyester wadding and fabric or leather.

The frame of the back and of the arm, is made of black melamine coated panel upholstered with contoured sheets of resilient, CFC-free polyurethane foam (density 40kg/m3) covered with polyester wadding. On this frame are fixed steel bars used to hook the back to the lower panel of the platform. The removable back cushions are completely in polyurethane foam. The base support is made in tubular chromed steel.

pigreco une série de fauteuils, canapés et assises qui semblent voler et être suspendus.

Assises linéaires ou en angle qui peuvent suivre les murs ou tracer librement des lignes non continues.

Le support métallique au sol, sous la forme de π (Pi) et qui est détaché du siège, fait devenir ce système extrêmement léger et inattendu tout en maintenant une forte image soulignée par des matériaux extraordinaires, cuir souples et cuirs épais.

La structure de la plateforme est constituée par 2 châssis en bois massif de peuplier accouplés l'un à l'autre. Sur le châssis inférieur, recouvert en cuir épais à l'extérieur, sont fixées des courroies élastiques en polypropylène et caoutchouc naturel de 5 cm de largeur, avec une élasticité de 80%, encroisées entre elles à 90°; de cette manière on peut garantir la suspension de l'assise. Une plaque de polyuréthane expansé indéformable de densité de 35 kg/m3 sans CFC est collée sur le châssis supérieur; cet élément est ensuite recouvert avec de l'ouate de polyester et tissu ou cuir souple.

La structure du dossier et de l'accoudoir est réalisée en mélaminé noir couvert avec des plaques de polyuréthane expansé indéformable (densité de 40 kg/m3) sans CFC et ensuite recouverte avec de l'ouate de polyester. Grâce à des barres d'acier fixées sur cette structure il est possible d'acrocher le dossier au châssis inférieur de la plateforme.

Les coussins de dossier, qui peuvent être enlevés, sont réalisés complètement en polyuréthane expansé. Le piètement est en tubulaire d'acier chromé.

La serie **Pigreco** diseñada por Lucca Scacchetti comprende sillas, sillones, y sofás que parecen estar volando, o suspendidos en el aire. Puede permanecer lineal, o girar en las esquinas para seguir las paredes y puede incluir segmentos. Los apoyos metálicos - con la forma de la antigua letra griega π - se separan de los asientos para una imagen fuerte, extremadamente ligera y representativa, acentuada por los materiales excepcionales como la piel y el cuero.

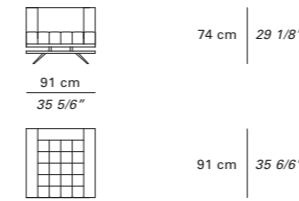
La estructura de la plataforma se compone de dos paneles de álamo fijados juntos. En el panel inferior, cubierto externamente en cuero, se fijan correas elásticas de polipropileno y de látex natural de 5 cm de ancho con 80% de elasticidad, entrelazados juntos a 90°; de esta manera el tejido del asiento está garantizado. En el panel superior se pega una lámina elástica de espuma de poliuretano libre de CFC (densidad de 35 kg/m3), cubierta con forro de poliéster y tela o piel.

La estructura del respaldo y de los brazos, está fabricada con paneles de melamina negros tapizados con láminas contorneadas de espuma elástica de poliuretano libre de CFC (densidad 40kg/m3) cubierta con forro de poliéster.

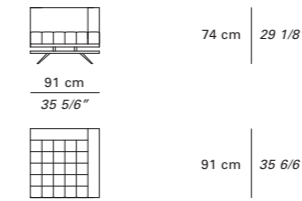
En esta estructura se fijan barras de acero utilizadas para anclar el respaldo al panel inferior de la plataforma. Los cojines del respaldo son desenfundables y completamente con espuma de poliuretano.

El apoyo de la base es de acero tubular cromado.

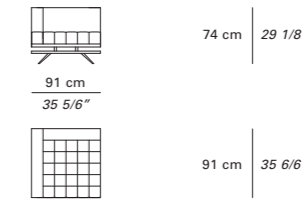
pigrecolpoltron



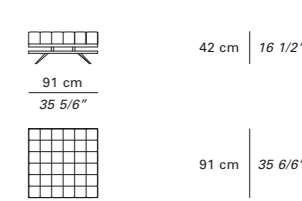
pigrecolpoltrdx



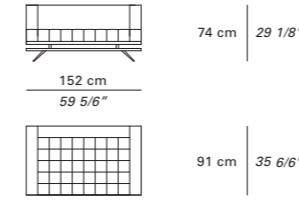
pigrecolpoltrsx



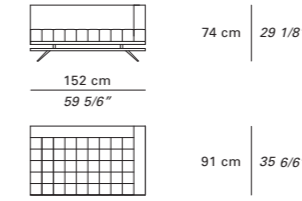
pigrecanca1p



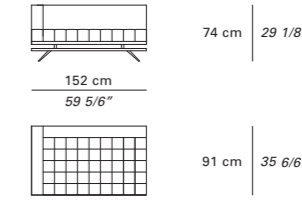
pigrediva2po



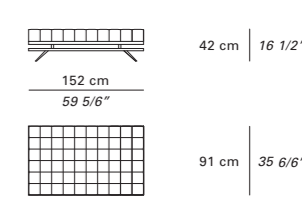
pigrediva2dx



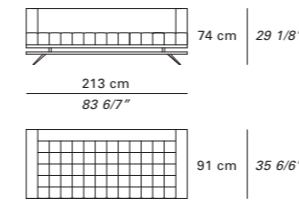
pigrediva2sx



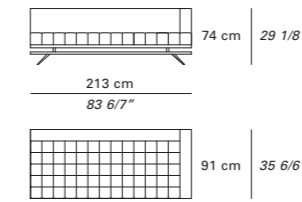
pigrecanca2p



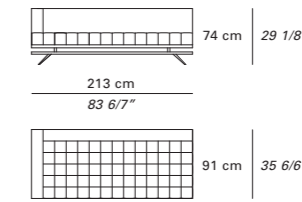
pigrediva3po



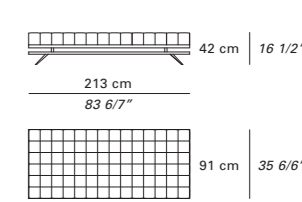
pigrediva3dx



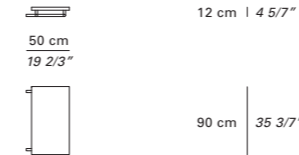
pigrediva3sx



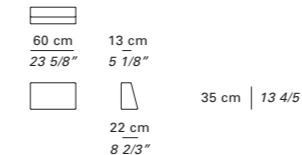
pigrecanca3p



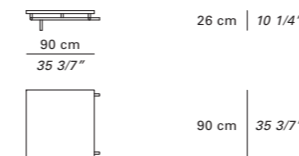
pigrectavterm



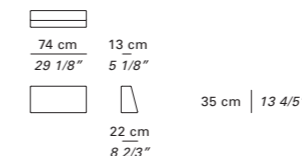
pigrecschrett



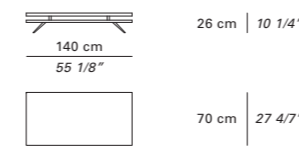
pigrectavango



pigrecschrete



pigrectavolin



q u e b e c

Matteo Nunziati


q u e b e c la struttura è in legno massello di pioppo con alcuni elementi di collegamento in pannello nobilitato; il molleggio è realizzato tramite delle cinghie elastiche in polipropilene e lattice naturale. L'imbottitura della struttura e dei cuscini asportabili della seduta è in poliuretano espanso a densità differenziate e ovatta poliestere; i cuscini dello schienale invece sono in piuma a camere separate. I supporti sono in PVC nero.

q u e b e c the frame is in solid poplar wood with some connection elements in melamine coated panel; the springing is granted by some elastic belts in polypropylene and natural latex. The padding of the frame and of the removable seat cushions are made by polyurethane foam with different densities and polyester wadding, while the back cushions are feather-filled in separate units. The supports are in black PVC.

q u e b e c la structure est en bois massif de peuplier avec des éléments de jonction en mélaminé. Le soutien est garanti par des sangles élastiques en polypropylène et latex naturel. Le rembourrage de la structure et des coussins fixes d'assise est en polyuréthane expansé avec densités différentes et ouate de polyester; les coussins de dossier qui peuvent être enlevés sont réalisés complètement en plume à couches séparés. Les supports sont en PVC noir.

q u e b e c la estructura es de madera maciza de álamo con algunos elementos conectores en paneles de melamina; la elasticidad es debida a correas elásticas de polipropileno y látex natural. El relleno de la estructura y de los cojines del asiento está compuesto por espumas de poliuretano de diferente densidad y forro de polister, mientras que los de los respaldos son en pluma. Los apoyos son de PVC color negro.

quebecpoltron



88 cm | 34 5/8"

silhouette

Luca Scacchetti

silhouette le poltrone direzionali, conferenza e a pozzetto hanno una struttura costituita da diversi elementi (sedile, schienale e braccioli) di multistrato di faggio curvati in stampo e uniti fra di loro tramite un opportuno incastro con fresatura articolata a doppia S.

L'imbottitura dal lato interno è realizzata tramite poliuretano espanso indeformabile ed esente da CFC schiumato a freddo in opportuni stampi e applicato a sua volta a uno strato di poliuretano Baydur 60 opportunamente sagomato in stampo. Questi vengono a loro volta incollati alla struttura in multistrato con colla poliuretanica bi-componente.

Il lato interno della seduta è sempre rivestito in pelle o tessuto. Il lato esterno invece ha diverse alternative:

- Rivestito in pelle o tessuto con una leggera imbottitura con una sottile lastra di poliuretano espanso indeformabile ed esente da CFC.
- Impiallacciato in essenza di lati o tipo ebano.
- Laccato opaco in colore bianco, nero oppure RAL 1019

Il sedile è dotato di un cuscinetto in poliuretano espanso indeformabile ed esente da CFC completamente rivestito in pelle o tessuto.

Le poltrone sono girevoli, regolabili in altezza con elevazione a gas e sono dotate di meccanismo basculante; la base è a 5 razze in alluminio pressofuso lucida nella parte superiore e verniciata nera in quella inferiore.

Esistono anche due diversi basamenti:

- Basamento in tubolare cromato a 4 razze.
- Basamento in tubolare con piatto tondo cromati.

È disponibile anche un basamento per poltroncina bancone bar.

silhouette these executive, conference, and tub style arm chairs have a frame consisting of different elements. The seat, back, and arm rests are made of multi-ply beech wood, formed in a mould and joined together by an appropriate joint of hinged milling with a double "S". The upholstery on the inside is realized through the use of expanded CFC free polyurethane foam cold formed in precise moulds, and then it is applied to a layer of Baydur 60 polyurethane cold formed inside of another mould. These are then bonded to the multi layer frame using polyurethane glue with a catalyst.

The inside of the seat is always upholstered in either leather or fabric. The outside, however, has different options, and can be ordered:

- Covered in leather or fabric with a light upholstery, utilizing a thin and consistent thickness of CFC free polyurethane

- Veneered in hardwood like lati or similar to ebony
- Lacquered in a matte finish white, black, or RAL 1019 color.

The seating consists of a firm CFC free polyurethane cushion, completely upholstered in leather or fabric.

The arm chairs are equipped with a swivel tilt and lift mechanism with gas hydraulic dampening, and the base is die cast in aluminum with a high polish on the upper portion, and black lacquered on the lower section.

There are also three different bases available:

- Chromed tubular base with four points
- Tubular base with a round chromed plate

It is available also a higher chromed round base for barstool.

silhouette les fauteuils de direction et de conférence ont une structure composée par des éléments différents (assise, dossier et accoudoirs) en contreplaqué de hêtre courbé moulé et reliés entre eux par une jonction avec double fraisage.

Le rembourrage, sur le coté intérieur, est réalisé en polyuréthane expansé indéformable, sans CFC, moulé à froid et fixé sur une mousse de polyuréthane compact moulé. Ceux-ci sont ensuite collés sur la structure en contreplaqué avec de la colle polyuréthane.

L'intérieur de l'assise est toujours recouvert en cuir ou tissu. L'extérieur est:

- Recouvert de cuir ou de tissu avec un léger rembourrage de polyuréthane expansé indéformable et sans CFC

- Plaqué en bois Lati ou en bois comme Ebène
- Laqué mat couleur blanche, noire ou RAL 1019

L'assise a un petit coussin en polyuréthane expansé indéformable, sans CFC, recouvert en cuir ou tissu.

Les fauteuils sont pivotants, réglables en hauteur grâce à un système gaz et avec bascule. Le pied branches est en fonte d'aluminium brillant sur la partie supérieure et vernie noire sur la partie inférieure.

Le piétement est disponible en autres 2 variantes:

- Piétement en tubulaire chromé avec 4 branches
- Piétement en tubulaire chromé avec base ronde chromée

Il est aussi possible d'avoir un piétement de fauteuil pour bar.

silhouette los sillones ejecutivos, de conferencia y las butacas tienen una estructura compuesta por varios componentes (asiento, respaldo y reposabrazos) de contrachapado de haya curvada en molde y unidos a través de bisagras en doble S.

La tapicería de la parte interna se realiza a través de espuma de poliuretano expandido no deformable y sin CFC, en moldes adecuados y se aplica a una capa de poliuretano formada en el molde. Estos están pegados a la estructura de múltiples capas con un componente adhesivo poliuretánico.

La parte interna de los asientos está siempre tapizada en piel o tela.

En cambio, la parte externa dispone de diferentes alternativas:

- Tapizado en piel o tela con una tapicería de poliuretano no deformable a la luz y sin CFC.
- Chapa de madera de ébano o lati.
- Lacado mate en color blanco, negro o RAL 1019

El asiento está equipado de poliuretano indeformable sin CFC, completamente tapizado en piel o tela.

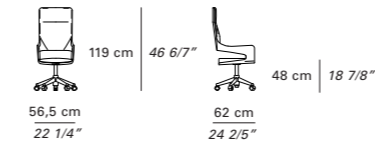
Los sillones giratorios son regulables en altura con pistón de gas y están equipados con un mecanismo de inclinación. La base es de aluminio fundido de alto brillo en la parte superior y pintado negro en la parte inferior.

Además, hay 2 tipologías de bases:

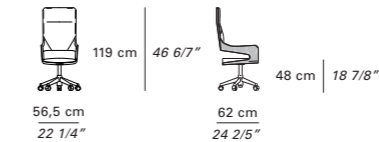
- Base tubular cromada de 4 radios.
- Base tubular cromada con plato redondo.

También está disponible una base para taburetes.

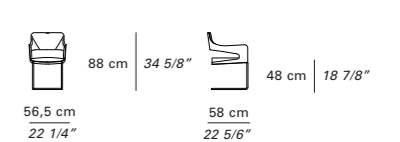
silhoupolt001
silhoupolt003



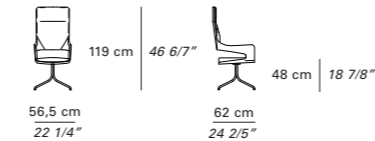
silhoupolt002



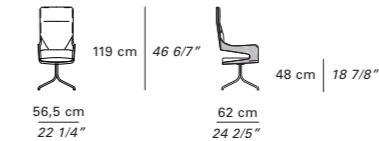
silhoupolt031
silhoupolt033



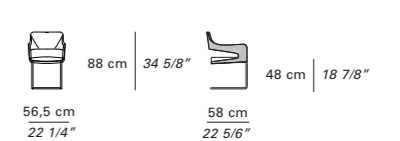
silhoupolt019
silhoupolt021



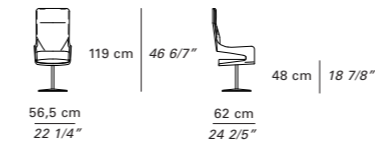
silhoupolt020



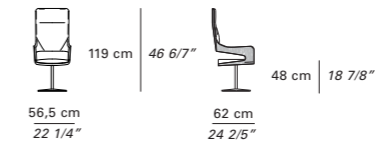
silhoupolt032



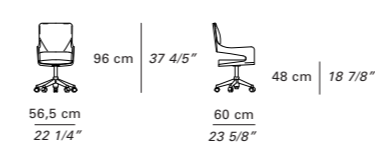
silhoupolt010
silhoupolt012



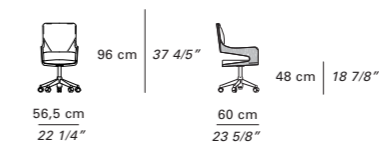
silhoupolt011



silhoupolt004
silhoupolt006



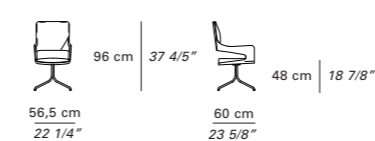
silhoupolt005



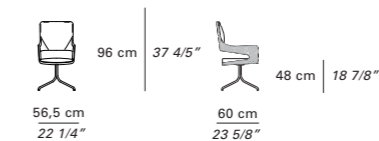
silhoupolt028
silhoupolt030



silhoupolt022
silhoupolt024



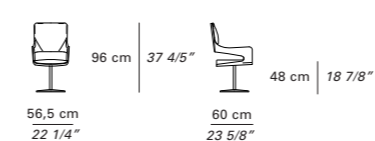
silhoupolt023



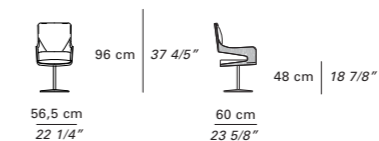
silhoupolt029



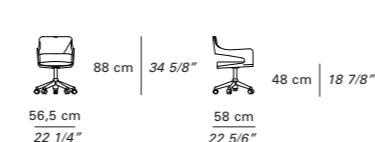
silhoupolt013
silhoupolt015



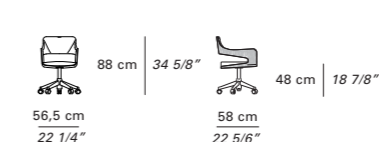
silhoupolt014



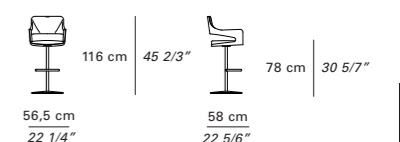
silhoupolt007
silhoupolt009



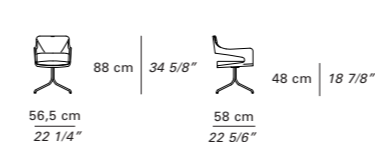
silhoupolt008



silhoupolt034
silhoupolt036



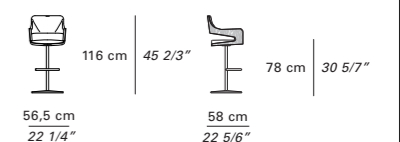
silhoupolt025
silhoupolt027



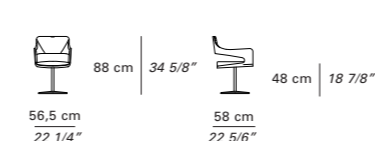
silhoupolt026



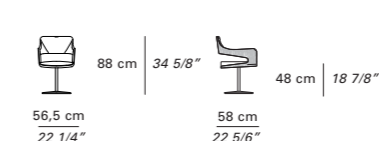
silhoupolt035



silhoupolt016
silhoupolt018



silhoupolt017



summit

Guido Faleschini

Summit i piani delle scrivanie, delle estensioni e dei tavoli riunione sono realizzati in pannello tamburato 58 mm con bordi e traversi in massello di faggio, cartone a nido d'ape spessore 35 mm e due pannelli di nobilitato nero sulle due facce. Il top può essere completamente rivestito in cuoio oppure in cristallo verniciato nero con bordi in cuoio. I sostegni dei piani sono costituiti da tubi in acciaio completamente rivestiti in cuoio e con un piedino in PVC, collegati fra di loro da una struttura in acciaio verniciata nera a polveri epossidiche.

La struttura delle cassetiere e del mobile di servizio e del pannello di cortesia è in pannello di particelle di legno laccato nero lucido poliuretano; il top del mobile di servizio, le antine e i cassetti sono in pannello nobilitato nero rivestiti in cuoio. Le cassetiere e il mobile di servizio sono ancorati alle gambe tramite delle piastre d'acciaio verniciato nero a polveri epossidiche.

I mobili contenitori h. 95 cm. hanno una struttura in pannello nobilitato nero con spessore variabile nei diversi elementi da 8 mm a 30 mm, con i fianchi laccati nero lucido poliuretano. Il top è rivestito completamente in cuoio oppure è in cristallo verniciato nero con i bordi in cuoio. Hanno due gambe anteriori in tubolare d'acciaio completamente rivestite in cuoio e una struttura di sostegno con due piedini posteriori in acciaio verniciato nero.

I mobili h. 203 cm hanno una struttura inferiore in nobilitato nero con i fianchi laccati nero lucido poliuretano ed i frontali dei cassetti o delle antine rivestiti in cuoio; la struttura superiore è realizzata in pannello di particelle di legno interamente laccato nero lucido poliuretano con la possibilità di essere a giorno o di avere delle antine in vetro fume.

Le poltrone direzionale e conferenza hanno una struttura in tubolare ovale d'acciaio annegata in stampo di poliuretano schiumato a freddo; lo stesso anche per i braccioli. Le poltrone hanno un basamento a 5 razze in acciaio annegato in uno stampo di poliuretano schiumato a freddo integrale di colore nero; sono girevoli, regolabili in altezza tramite pistone a gas e dotate di meccanismo basculante. La sedia su slitta ha una struttura in acciaio verniciato nero; lo schienale e la seduta sono in multistrato di faggio curvato in stampo con poliuretano espanso rivestito con ovatta poliestere. I braccioli sono rivestiti in cuoio.

Summit the desk, extensions and conference table top is a honeycomb fiberboard thickness 58 mm made with a solid beechwood frame, honeycomb carton thickness 35 mm and two black melamine coated panels thickness 10 mm on the two faces (top and bottom). The top can be completely covered by saddle leather or with the outer edges covered in saddle leather and a central glass black varnished underneath. The supports of the tops are tubular steel completely covered by saddle leather and with a PVC foot, connected through a black epoxy powder varnished steel frame.

The pedestal, the sideboard cabinet and the modesty panel frame is in particleboard panel black polyurethanic lacquered; the top of the sideboard cabinet, the doors and drawers are in black melamine coated panel covered by saddle leather. The pedestals and the sideboard cabinet are fixed to the legs through some steel plates black epoxy powder varnished.

The 95 cm high cabinets have a frame in black melamine coated panel with variable thickness for the different elements from 8 mm to 30 mm, with black polyurethanic lacquered side panels. The top is completely covered by saddle leather or is covered in saddle leather only on the outer edges with a central insert in glass black varnished underneath. The frontal legs are in tubular steel completely covered by saddle leather and fixed to a black epoxy powder varnished steel frame with 2 back feet.

The 203 cm high cabinets have a lower frame in black melamine coated panel with black polyurethanic lacquered side panels and the drawers and doors fronts are covered by saddle leather. The upper frame is made of particleboard panel completely black polyurethanic lacquered, with the possibility to be open or to have smoked glass doors.

The executive and conference armchairs tubular steel frame is embedded in a cold formed polyurethane; the same is also for the arms. The armchairs are equipped with tilt mechanism and are adjustable in height through a gas-piston. The 5 star base is available in black self skinning cold formed polyurethane or in polished aluminium or in black epoxy powder varnished.

The chair on glides have a frame in black varnished steel; the back and the seat are in beechwood multiply panel with polyurethane foam covered by polyester wadding. The arms are covered

Summit les plans des bureaux, des extensions et des tables de réunion sont réalisés en panneau nid d'abeilles d'épaisseur 58 mm avec bordures et travers en hêtre massif, carton à nid abeilles d'épaisseur 35 mm et deux panneaux de mélaminé noir sur les deux côtés. Le plateau peut être entièrement en cuir ou en cristal verni noir avec bordure en cuir. Les pieds sont des tubes d'acier complètement recouverts de cuir et avec un pied en PVC. Ils sont fixés entre eux à l'aide d'une structure en acier vernie avec des poudres époxydiques de couleur noir.

La structure des bloc tiroirs, du meuble latéral et du voile de fond est en aggloméré de bois laqué noir (polyuréthane luisant). Le top supérieur du meuble latéral, les portes et les tiroirs sont en mélaminé noir recouvert de cuir.

Les bloc tiroirs et le meuble latéral sont fixés aux pieds à l'aide de plaques d'acier verni avec poudres époxydiques couleur noir.

Les meubles en hauteur 95 cm. ont une structure en mélaminé noir avec épaisseur de 8 à 30 mm, en fonction des différents éléments. Les côtés sont laqués noir (polyuréthane luisant). Le top est complètement recouvert de cuir ou en cristal verni noir avec bordure en cuir. Les deux pieds sont en tubulaire d'acier entièrement recouvert de cuir. Les deux pieds de soutien sur le fond sont en acier verni noir.

Les meubles en hauteur cm. 203 ont une structure inférieure en mélaminé noir avec côtés laqués noir (polyuréthane luisant). Façades des portes et des tiroirs recouvertes de cuir. La structure supérieure est en aggloméré de bois complètement laqué noir (polyuréthane luisant). A claire voie ou avec portes en verre fumé.

Les fauteuils de direction et de conférence ont la structure et les accoudoirs en acier tubulaire ovale noyé en polyuréthane moulé à froid. Pied à 5 branches en acier noyé en polyuréthane intégral moulé à froid de couleur noir. Pivotants. Avec bascule et réglables en hauteur grâce à un système gaz. La chaise a une structure en acier verni noir avec dossier et assise en hêtre multiplis courbé avec polyuréthane expansé et recouvert de ouate de polyester. Accoudoirs r

Summit la tapa de la mesa de escritorio, ala y mesa de reuniones está formada por tableros de fibra de panal de 58 mm de grosor fabricada con una estructura de madera maciza de haya, cartón apanalado de 35 mm de grosor y dos paneles de melamina negra de 10 mm en las dos caras (parte superior e inferior). La tapa puede estar cubierta completamente en cuero o con los bordes externos cubiertos en cuero y un cristal central barnizado negro en el lado inferior. Los apoyos de las tapas son de acero tubular cubiertos completamente en cuero y con un pie de PVC, conectados a través de una estructura de acero barnizado en pintura en polvo epoxy negro.

La estructura de la cajonera, del armario lateral y del faldón está formada por paneles de aglomerado lacados en negro poliuretano; la tapa del armario lateral, las puertas y los cajones es de paneles de melamina negra cubiertos en cuero. Las cajoneras y los armarios laterales están fijados a las patas mediante placas de acero barnizadas en pintura en polvo epoxy negro.

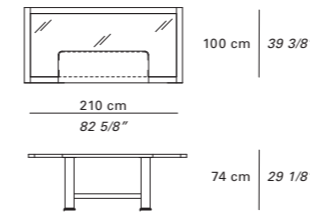
La estructura de los armarios de 95 cm de altura está formada por paneles de melamina negra con un grosor variable para los diferentes elementos desde 8 mm a 30 mm, con paneles laterales lacados en negro poliuretano. La tapa está cubierta completamente en cuero o cubierta en cuero únicamente en los bordes externos con una inserción central de cristal barnizado negro en la parte inferior. Las patas frontales son de acero tubular cubiertas completamente en cuero y fijadas con 2 pies traseros a la estructura de acero barnizada en pintura en polvo epoxy negro.

Los armarios de 203 cm de altura tienen una estructura inferior compuesta por paneles de melamina negra con paneles laterales lacados en negro poliuretano y los frentes de los cajones y las puertas están cubiertos en cuero. La estructura inferior está formada por paneles de aglomerado lacados completamente en negro poliuretano, con la posibilidad de ser abiertos o de tener puertas de cristal ahumado.

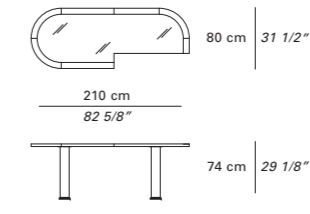
La estructura de acero tubular de los sillones de dirección y de reuniones está incrustada en poliuretano formado en frío, de la misma manera para los brazos. Los sillones están equipados con mecanismo de inclinación y son ajustables en altura mediante pistón de gas. La base de 5 radios está disponible en poliuretano negro formado en frío, o en aluminio pulido o barnizada en pintura en polvo epoxy negro.

La estructura de las sillas con topes es de acero barnizado negro; el respaldo y el asiento están formados por paneles de madera de haya con espuma de poliuretano cubierta por forro de poliéster. Los brazos están cubiertos en cuero.

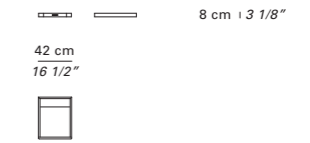
summit0000400



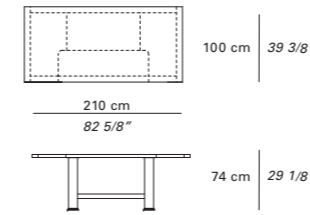
summit0000402



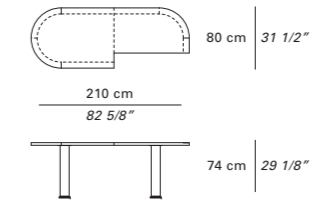
summit0000406



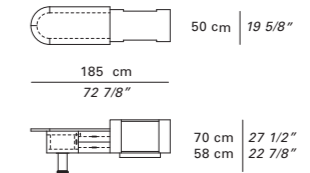
summit0000400a



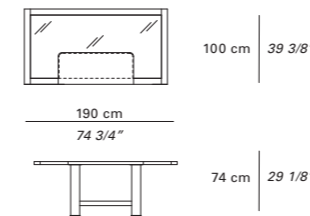
summit0000402a



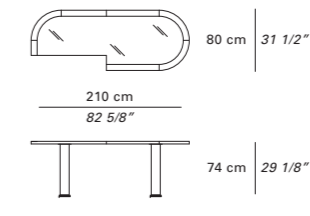
summit0000407



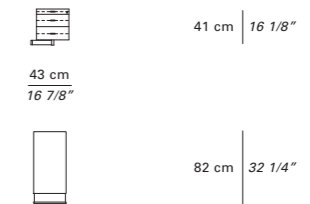
summit0000401



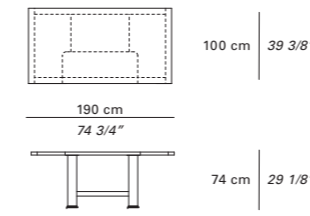
summit0000403



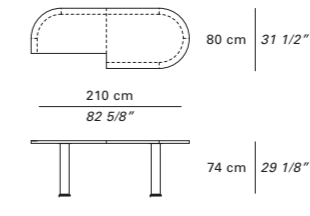
summit0000408



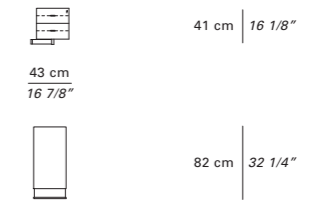
summit0000401a



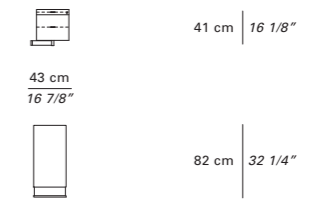
summit0000403a



summit0000409

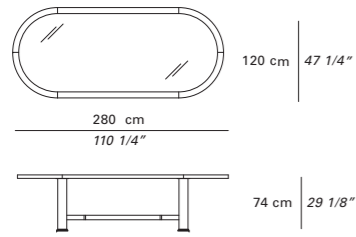


summit0000410

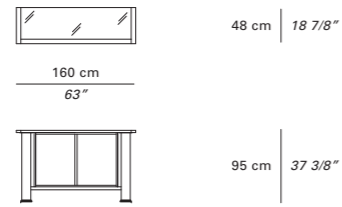


summit

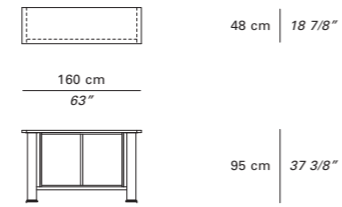
summit0000404



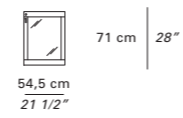
summit0000411



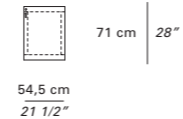
summit000411a



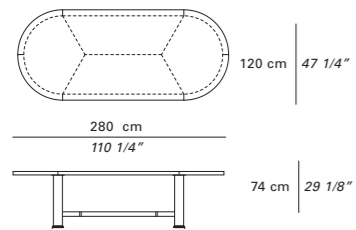
summit0000414



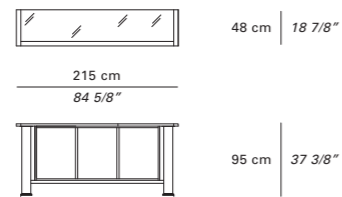
summit0000415



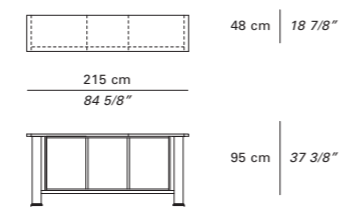
summit000404a



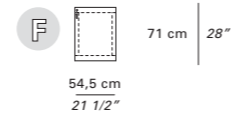
summit0000412



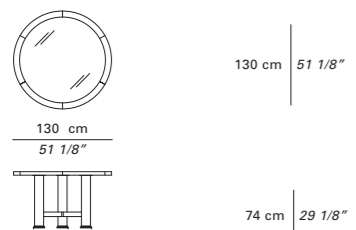
summit000412a



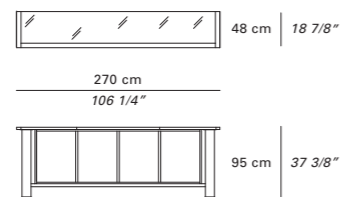
summit0000416



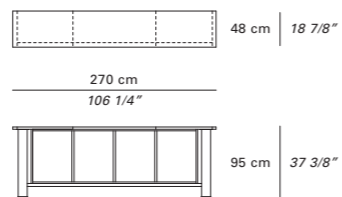
summit0000405



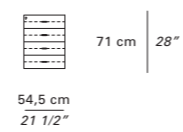
summit0000413



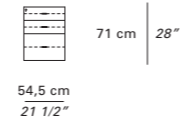
summit000413a



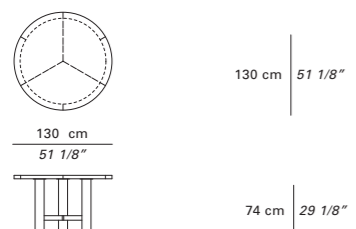
summit0000417



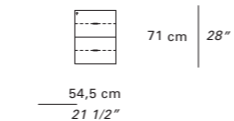
summit0000418



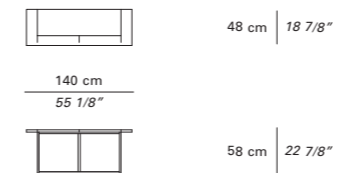
summit000405a



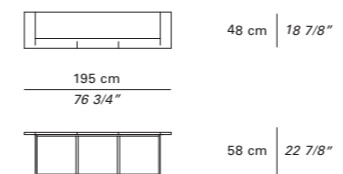
summit0000419



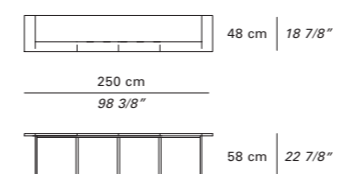
summit0000420



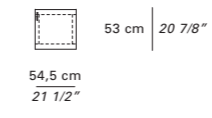
summit0000421



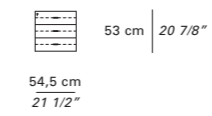
summit0000422



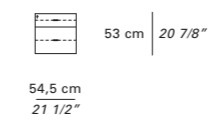
summit0000423



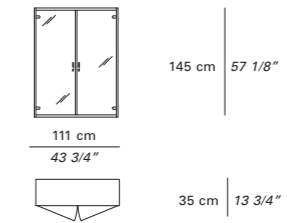
summit0000424



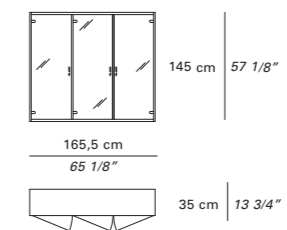
summit0000425



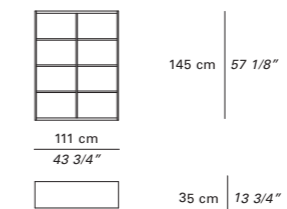
summit0000426



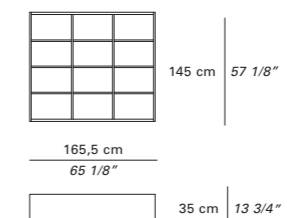
summit0000427



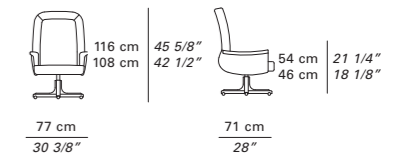
summit0000428



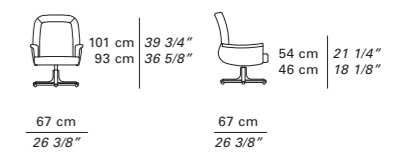
summit0000429



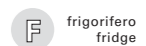
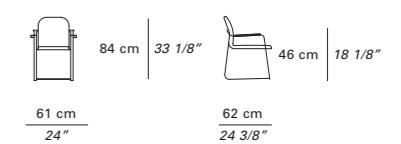
summit0000430



summit0000431



summit0000432



frigorifero
fridge

t u c r o m a

Guido Faleschini

La sedia **t u c r o m a**, riedizione di un grande successo del 1969 dell'Architetto Guido Faleschini, è ancora oggi tra i pezzi più richiesti della collezione per le sue forme lineari ed innovative al tempo stesso. La semplicità della struttura valorizza quello che è il cuore della tradizione dell'azienda, la lavorazione del cuoio e della pelle. Si presenta infatti con una struttura in tubolare d'acciaio cromato (disponibile anche in 9 diversi colori di verniciatura) volto a dare all'insieme un effetto di continuità nelle linee e di grande comodità nella seduta. I cuscini realizzati in pelle o tessuto, sia dello schienale che della seduta, sono collegati tra loro tramite due larghe cinghie di cuoio. Per la sua essenzialità Tucroma è perfetta sia in ambienti professionali che residenziali ed è disponibile in un'ampia gamma di colori e finiture. La sedia **tucroma** ha una struttura in tubolare d'acciaio cromato. Il cuscino di seduta ha una struttura in multistrato di faggio annegato in uno stampo di poliuretano schiumato a freddo; lo schienale invece è in poliuretano schiumato a freddo. I due cuscini sono collegati fra di loro tramite due larghe cinghie di cuoio.

t u c r o m a chair, reissue of a big success of 1969 of the Architect Guido Faleschini is still today one of the most successful pieces of the Company for its linear and at the same time innovative shape.

The simplicity of the frame enhances what is the heart of the tradition of the company, the craftsmanship in leather and saddle leather. Its frame in steel chromed tubular steel (available also in 9 different colours of painting) gives to the shape an effect of continuity in the lines and big comfort in the seating. The cushions covered in leather or fabric, either for the back nor for the seating, are fixed one to the other through two large straps of saddle leather. For its essentiality, Tucroma is perfect either in professional nor in residential environments and it is available in a big range of colours and of finishing.

The **tucroma** chair have a chromed tubular steel frame. The seat cushion has a frame in beechwood multiply panel embedded in a cold formed polyurethane, whereas the back is in cold formed polyurethane. The two cushions are connected between each other through two wide saddle leather straps.

La chaise **t u c r o m a**, réédition d'un grand succès de l'année 1969 dessiné par l'Architecte Guido Faleschini, est encore aujourd'hui une des pièces les plus recherchées de la collection. Cela grâce à ses formes linéaires et innovantes en même temps.

La simplicité de la structure valorise tout ce qui est le cœur de la tradition de l'entreprise, le travail du cuir épais et du cuir souple. La structure en tubulaire d'acier chromé (disponible aussi verni en 9 différentes teintes) donne une continuité dans la ligne et un grand confort d'assise. Les coussins réalisés en cuir souple ou en tissu (pour l'assise et pour le dossier) sont unis entre-deux grâce à deux larges sangles de cuir épais. Cette chaise essentielle est parfaite pour les ambiances de travail ainsi que pour la maison et elle disponible dans une vaste gamme de couleurs.

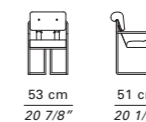
La chaise **Tucroma** a une structure en tubulaire d'acier chromé. Le coussin d'assise a une structure en multiples de bois d'hêtre noyé en polyuréthane moulé à froid. Le dossier est en polyuréthane moulé à froid. Les deux coussins son unis entre eux par des larges sangles en cuir épais.

La silla **t u c r o m a**, reedición del gran éxito de 1969 del Arquitecto Guido Faleschini es todavía hoy una de las piezas más exitosas de la colección de hogar por su lineal y al mismo tiempo innovadora forma.

La simplicidad de la estructura realiza la pieza clave de la tradición de la empresa, la habilidad y el arte en la piel y el cuero. Su estructura en acero tubular cromado (disponible también en 9 acabados diferentes de pintura) proporciona a la forma un efecto de continuidad en las líneas y un gran confort en el asiento. Los cojines están cubiertos en piel o en tela, para el respaldo y no párale asiento, y están unidos uno al otro por medio de dos correas grandes de cuero. Por su esencialidad, **Tucroma** es perfecta ya sea para ambientes profesionales como residenciales, y está disponible en una gran variedad de colores y acabados.

La silla **Tucroma** tiene una estructura de acero tubular cromada. El cojin del asiento tiene una estructura de paneles de madera de haya incrustados en poliuretano formado en frío, mientras que el respaldo es en poliuretano formado en frío. Los dos cojines están unidos uno al otro mediante dos correas grandes de cuero.

tucromsediasb



83 cm | 32 5/8"
52 cm | 20 1/2"

w i n g

Luca Scacchetti

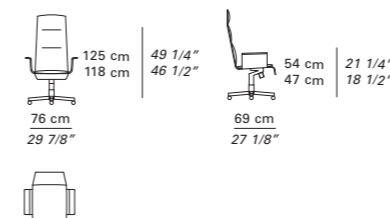
W i n g le poltrone direzionali, conferenza e le sedie hanno tutte un'unica struttura di sedile e schienale realizzata in multistrato di faggio curvato in stampo. I braccioli sono realizzati sempre in multistrato di faggio curvato in stampo ed inseriti ad incastro lungo lo spessore del corpo principale della struttura con una fresatura articolata a doppia S. Tutti i modelli hanno una leggera imbottitura in poliuretano espanso indeformabile ed esente da CFC sul lato interno dello schienale e del sedile (solo per le sedie su slitta) ed in seguito sono ricoperte completamente in cuoio. Il retro dello schienale può anch'esso essere imbottito e completamente rivestito in cuoio oppure impiallacciato in acero lucidato opaco a vista o in noce canaletto lucidato opaco a vista. Il sedile delle poltrone è dotato di un cuscinetto in poliuretano espanso indeformabile ed esente da CFC completamente rivestito in cuoio. Anche i braccioli ove previsti sono completamente rivestiti in cuoio. Esiste infine una versione della poltrona direzionale in cui la struttura è completamente impiallacciata sia nel lato interno che in quello esterno in acero lucidato opaco a vista ed è dotata solamente di un cuscinetto in poliuretano espanso indeformabile ed esente da CFC completamente rivestito in cuoio. Le poltrone sono girevoli, regolabili in altezza con elevazione a gas e sono dotate di meccanismo basculante; la base è a 5 razze in alluminio pressofuso verniciata a polveri epossidiche colore grigio alluminio oppure nero metallizzato raggrinzante. La sedia ha un basamento a slitta in tubolare d'acciaio verniciato a polveri epossidiche colore grigio alluminio oppure nero metallizzato raggrinzante; nella versione che li prevede i braccioli sono rivestiti in cuoio.

W i n g the executive and conference armchairs and the chairs all have a single seat and backrest structure made in die-bent beech multiply. The arms are always made in die-bent multiply and slotted into the thickness of the seat thanks to a groove with a double S shape. All the models are lightly padded in resilient CFC-free polyurethane foam, on the internal side of the armchair backrest and the seat (only for the chairs on slides) and then, they are completely covered by saddle leather. The rear of the backrest can be padded and completely covered by saddle leather or can be veneered with semi-polished maple wood or black walnut wood. The seat of the armchairs have a cushion in resilient CFC-free polyurethane foam and completely covered by saddle leather. The arms, when provided, are completely covered by saddle leather. There is also an executive armchair where the frame is completely veneered with semi-polished maple on the internal and external side. This chair has also a cushion in resilient CFC-free polyurethane foam and completely covered by saddle leather. The swivel armchairs are height adjustable with a gas piston and are fitted with a tilt mechanism; they also have a 5-star base in die-cast aluminium epoxy powder varnished with grey or wrinkled black colour. The tubular steel slide base of the chair is epoxy powder varnished with grey or wrinkled black colour. The arms, when provided, are covered in saddle l

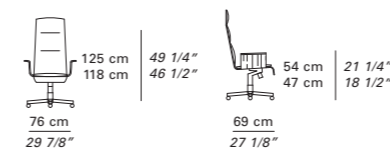
W i n g les fauteuils de direction, de conférence et les chaises ont une structure d'une seule pièce pour l'assise et le dossier réalisée en hêtre multiplis courbé. Les accoudoirs sont également réalisés en hêtre multiplis courbé et emboîtés dans l'épaisseur du dossier grâce à une rainure en double S. Tous les modèles ont un léger rembourrage en polyuréthane expansé indéformable exempt de CFC sur le côté à l'intérieur du dossier et de l'assise (uniquement pour les chaises). Ensuite ils sont entièrement recouverts de cuir épais. L'arrière du dossier peut également être rembourré et complètement revêtu de cuir épais ou bien plaqué (érable ou noyer d'Amérique) poli mat sur les parties visibles. Les fauteuils ont un coussin en polyuréthane expansé indéformable, exempt de CFC, complètement recouvert de cuir épais. Les accoudoirs également sont complètement revêtus de cuir épais. Il existe enfin une version de fauteuil de direction avec la structure entièrement (partie intérieure et partie extérieure) plaquée érable poli mat sur les parties visibles. Ce fauteuil a uniquement un petit coussin en polyuréthane expansé indéformable exempt de CFC complètement recouvert de cuir épais. Les fauteuils sont pivotants, réglables en hauteur par élévation à gaz et avec bascule. Le piétement est à 5 branches en aluminium coulé sous pression verni avec des poudres époxydiques gris aluminium ou noir métallisé finition ridée. La chaise est dotée d'un piétement luge en tube d'acier verni avec des poudres époxydiques gris aluminium ou noir métallisé finition ridée. Quand la version les prévoit, les accoudoirs sont revêtus de cuir épais.

W i n g los sillones de dirección y de reuniones y las sillas tienen una estructura de asiento y respaldo compuesta por un solo asiento y respaldo realizados en estructura de madera de haya curvada. Los brazos están siempre hechos de multicapa curvada y ranurada en el espesor del asiento gracias a una ranura con una doble forma de S. Todos los modelos están ligeramente acolchados con una espuma de poliuretano resistente libre de CFC, en la parte interna del respaldo y asiento del sillón (sólo para las sillas de patín) y posteriormente cubiertas completamente en cuero. La parte trasera del respaldo puede ser acolchada y cubierta completamente en cuero o puede ser contrachapada en madera de arce semipulida o en madera de nogal negro. El asiento de los sillones tienen un cojín de espuma de poliuretano resistente libre de CFC y cubierta completamente en cuero. Los brazos, cuando están incorporados, están cubiertos completamente en cuero. Está disponible también un sillón de dirección en el que la estructura está contrachapada completamente en arce semipulido en la parte interna y externa. Esta silla tiene también un cojín de espuma de poliuretano resistente libre de CFC y cubierta completamente en cuero. Los sillones giratorios son ajustables en altura mediante pistón de gas y están equipados con mecanismo de inclinación; tienen una base de 5 radios de aluminio fundido barnizado en pintura en polvo epoxy gris o rugosa color negro. La estructura de acero tubular de la base de patín está barnizada en pintura en polvo epoxy gris o rugosa color negro. Los brazos, cuando están incorporados, están cubiertos en cuero.

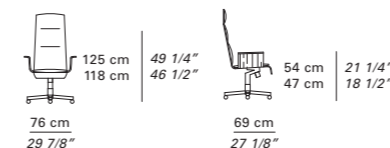
wing00polt001



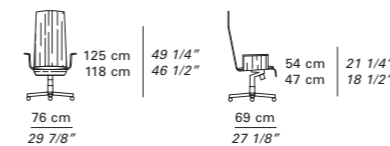
wing00polt002



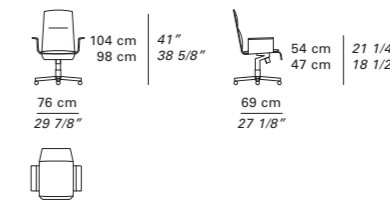
wing00polt012



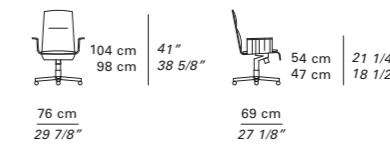
wing00polt009



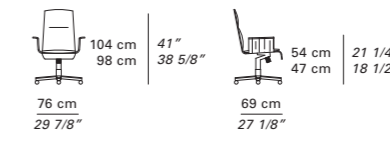
wing00polt004



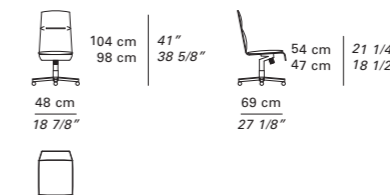
wing00polt006



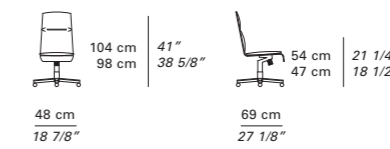
wing00polt014



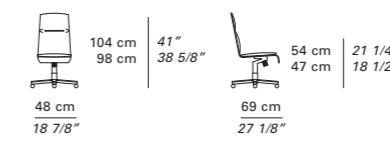
wing00polt003



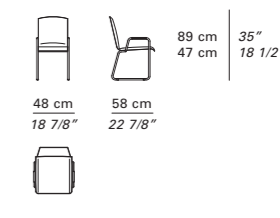
wing00polt005



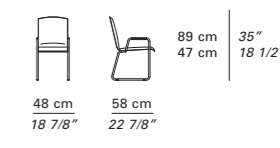
wing00polt013



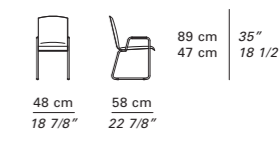
wing00polt010



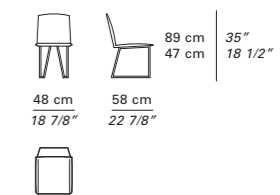
wing00polt011



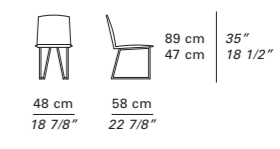
wing00polt016



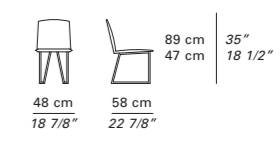
wing00polt007



wing00polt008



wing00polt015



w i n g

Il gruppo i4 MARIANI è stato fondato nel 1957 dai fratelli Biagio, Tarcisio, Umberto ed Emilio Mariani. La sede è a nord di Milano, in Brianza, area che maggiormente ha contribuito allo sviluppo dell'arredo italiano. Utilizzando tecniche produttive all'avanguardia, unite a una forte tradizione artigiana l'azienda ha fondato i propri prodotti sul design essenziale, la durata nel tempo e la qualità. Questi valori le hanno consentito di affermarsi in comparti molto sensibili ai beni durevoli quali i settori dell'ufficio, del contract e dell'imbottito. I rapporti commerciali consolidati con i mercati americani, asiatici ed europei sono una testimonianza dello sviluppo commerciale frutto di appropriata organizzazione e preparazione professionale.

i4 MARIANI was established in 1957 by brothers Biagio, Tarcisio, Umberto, and Emilio Mariani. The company is headquartered in Brianza, north of Milan, in the region that has long been the center of the Italian furniture industry. Applying advanced technologies along with a strong handicraft tradition, the company's products are known for their classic design, high durability, and precise workmanship and finishes. Thanks to this reputation, i4 MARIANI is well-established in the office, hotel, and upholstered furnishing sectors, areas in which durability is an absolute necessity. Building on its success in Europe, forward-looking management has brought the company to new prominence in the North American and Asian markets.

Die Möbelwerke i4 MARIANI wurden 1957 von den Gebrüdern Biagio, Tarcisio, Umberto und Emilio Mariani gegründet. Der Firmensitz liegt nördlich von Mailand in der Region Brianza, dem Gebiet, das am meisten zur Entwicklung des italienischen Möbelmarktes beigetragen hat. In diesem Kontext gehört i4 MARIANI derzeit mit Produktionsstätten, die sich über eine Gesamtfläche von 65.000 m² erstrecken, zu einen der fortschrittlichsten Industrieunternehmen. Durch den Einsatz modernster Produktionsverfahren im Zusammenspiel mit einer starken handwerklichen Tradition, die vor allem bei den lederbezogenen Möbeln erkennbar ist, hat es das Unternehmen geschafft, seine Produkte durch schlichtes Design, Langlebigkeit und hervorragende Herstellungs wie auch Verarbeitungsqualität zu kennzeichnen. Diese Werte haben es dem Unternehmen ermöglicht, sich im sensiblen Bereich der Büromöbel, Objekteinrichtungen und Polstermöbel durchzusetzen. Geschäften mit American, Asien und Europa sind dank für passenden Organisation gefestigt.

Le groupe i4 MARIANI a été fondé en 1957 par les frères Biagio, Tarcisio, Umberto, Emilio Mariani. Le siège de l'entreprise est au nord de Milan, en Brianza, un territoire qui, plus que tout autre, a contribué au développement du système italien d'ameublement. Le groupe i4 MARIANI représente actuellement, avec ses établissements distribués sur plus de 65.000 m², l'un des complexes industriels les plus évolués de cette réalité entrepreneuriale. L'utilisation de techniques de production avancées associée à une grande tradition artisanale, particulièrement évidente sur les meubles revêtus de cuir, a consenti à l'entreprise de créer des produits se distinguant par des valeurs telles que la pureté du design, la durabilité, la qualité du travail et des finitions. Ces valeurs lui ont permis de s'imposer dans des secteurs très sensibles aux biens durables comme les secteurs du bureau, des meubles pour l'hôtellerie et du rembourré. Les rapports commerciaux avec les pays américains, asiatiques et européens ont été consolidés grâce à une organisation appropriée.

executive producer _ michelle richter

photographer _ master fotografie

art buyer _ studio iudica

styling _ francesco giulini

graphics _ enrico lauricella _ paolo procacci

color separations _ art and pixel

printing _ a.g.bellavite

many thanks to:

tappeti contemporanei _ altai _ davide lovatti _ orissa _ studio iudica _ luxit _ kose _ image building _ spazio rossana orlandi _ alessi _ le terre _ solzi luce _ deborah savoie _ koji yamamoto



MARIANI

Via S. Antonio, 102/104

22066 Mariano Comense

(Como) Italy

tel +39 031 746204

fax +39 031 749060

info@i4mariani.it

www.i4mariani.com