



THE ORIGINAL PATENTEES AND MANUFACTURERS

of

BATHROOM APPLIANCES



ESTABLISHED IN 1861



Thomas Crapper – his name echoes down though history, embossed upon cisterns, loo pans and washbasins from the days of Empire through to the modern world. A name synonymous with Great British bathroom fittings, good taste and a stiff upper lip. The proud tradition continues with vintage-pattern, historically-accurate editions manufactured to the very highest standards – bathroom products that can complement contemporary spaces or can provide the most authentic replacements for period interiors.

As a young man Yorkshire-born Crapper was apprenticed to a Master Plumber in London’s fashionable Chelsea. He prospered in the late-Victorian building boom and soon established his own company, applying his creative mind to the sanitary challenges of his day. He patented many of his ideas which proved to be successful and popular. He rose to great heights, being appointed by the Prince of Wales to furnish his new house, Sandringham, with the firm’s exclusive products. Subsequently was granted a Royal Warrant for his work there.

The royal family continued to insist upon Thomas Crapper for their smaller rooms and in Victorian society such royal approval guaranteed commercial success.

In the 1870s Thomas Crapper opened the world’s first bathroom showroom. It caused a sensation, not least because the ladies of the day fainted on

seeing lavatorial items so unashamedly exposed to public view! It did however set a precedent and decisions of style and taste in the bathroom could now be discussed more openly. Choosing a bathroom became more like a lifestyle choice and less like a visit to the clinic.

It is widely assumed that Mr Crapper gave his name to the product of the activity more closely associated with the equipment he manufactured. Not true, the shortened form

of his name can be traced back to mediaeval times, but it was no longer in use in Victorian Britain. It is true that American soldiers stationed over here during the Great War were amused to find the Crapper name on the bowl (because the word ‘crap’ was still in use in North America) and thereafter they referred to the device as a “crapper”. Over the years this new word for the W.C. became well-known in Britain as well as in America and Canada.



INTRODUCTION

The bathroom fittings here offered are, but for trifling details, unchanged from those esteemed by Society in Victorian times. Where a tangible benefit to our customers can be demonstrated, modest adjustments to materials and production have been made, but only where historical integrity remains uncompromised. Such small changes as have been made to the designs are only to accommodate the requirements of modern plumbing.



IT SHOULD BE NOTED THAT ALL THOMAS CRAPPER BATHROOM FITTINGS ARE MADE, WITH GREAT PRIDE, IN GREAT BRITAIN.

WE RESPECTFULLY COMMEND THESE FITTINGS TO YOU AS THE VERY FINEST OF THEIR KIND.



THE MOST ORIGINAL NAME IN BATHROOMS



PLUG BASINS

These Plug Basins are made for mounting beneath a flat surface (for example: marble, wood, tiles, stone &c.), however the rim at the top is glazed, so that the bowl can be set in from above if desired.



Round Plug Basin.

Both available in
White or Antique
White china.



Oval Plug Basin.



THOMAS CRAPPER & COMPANY LIMITED

COMPLETE WASHBASIN SETS

QUALITY - These Wash-hand Basins are hand-cast and hand-finished using the best Vitreous China clay and glazes. (Vitreous China is now employed because it is impermeable, unlike the clays used by the Victorians which sometimes crazed and subsequently leaked).

The finely-detailed transfers are fired properly into the glaze, so are smooth to the touch, as they were in the past.

In style and detail, these basins are exactly the same as Victorian originals.

Offered in two sizes: 22" wide and 25" wide, and with two tap holes or with three holes to suit our mixer tap.

Available in White or Antique White china.



An engraving from one of our 1890s catalogues.

Brassware is available in Polished Brass, Chromium Plate or Nickel Plate.



CLOAKROOM BASIN SETS



TINY &
ATTRACTIVE.



THE MOST ORIGINAL NAME IN BATHROOMS



THE MARLBOROUGH BATH

CAN BE
INSTALLED IN
THE MIDDLE OF
A ROOM.



This bath is based upon a magnificent nineteenth-century example. The wall thickness is over two inches and the 'roll' is huge and curvaceous. An unusual and attractive detail of the Victorian original, and of our new version, is that the curve or 'undercut' of the roll-top features around the top of the *inside* of the bath, as well as the outside.

In Victorian times there was no option but to manufacture these bathtubs in solid fireclay; this meant each bath weighed as much as a ton! Your plumber will, no doubt, be relieved to find our new models are considerably lighter.

They are made especially to our design by The Albion Bath Company, using their unique Iso-enamel material which is a solid and sturdy stone resin. Although lighter than cast iron or fireclay, Iso-enamel provides the look and all the best features of an original fireclay bath: strength, rigidity and a high-gloss

finish, while removing the inherent drawbacks such as extreme weight and excessive heat loss.

OR:

You can enhance your existing bath with our elegant Floor Standpipes, Bath Waste and Bath Trap.



Brassware is available in Polished Brass, Chromium Plate or Nickel Plate.



THOMAS CRAPPER & COMPANY LIMITED

BATH/SHOWER MIXERS

We have designed this Bath/Shower Mixer to match our basin taps. It features many authentic flourishes, such as china parts made from proper, old-fashioned earthenware, a shapely handset and a 'swan-neck': any drips stay within the bath!

Modern ceramic-disc cartridges are concealed inside.

This version is for wall mounting.



Floor Standpipe version, suitable for mounting a Bath/Shower Mixer over a bath without tap holes.

THE FINEST AVAILABLE.

Available in Polished Brass,
Chromium Plate or Nickel Plate.



THE MOST ORIGINAL NAME IN BATHROOMS



ACCESSORIES



Complete your bathroom with these truly authentic accessories, identical to two Victorian originals in our private collection. Available in Polished Brass, Nickel Plate or Chromium Plate.



Single Tumbler Holder.



Twin Tumbler Holder.



Glass Shelf with Tumbler Holders and Gallery.



Towel Ring.

Paper Holder.



Dressing-gown Hook.



Sponge Basket.



Soap Dish.



THOMAS CRAPPER & COMPANY LIMITED


BASIN MIXERS

So many basin mixers are unfortunate in appearance. We have created a period-style set of handsome looks. Above all, each component is in proportion with every other. We have not taken the common route of using a spout design from a much later era.



BASIN TAPS

Our Wash-hand Basin Tap, an accurate re-manufacture of our 'long-nose' Victorian originals. (Normal length by today's standards!). However, concealed within is the latest ceramic-disc technology.



Brassware is available in Polished Brass, Chromium Plate or Nickel Plate.



CISTERN PULL

A truly authentic piece. We added 'AND LET GO' to the logo as some of the earlier and rarest W.C. pulls in our private collection bear this instruction!

CAST-IRON BRACKETS

Complete with the screws and the all-important wooden 'patrases' that make the fixing more secure and give a more "finished" appearance.

Brackets are available in three different sizes for numerous applications.

Supplied in bare iron and wood, for painting.



NOTE: Polished wooden patrases are now available in a choice of colours and timbers to match our W.C. Seats.

BASIN WASTE SET



Our Wash-hand Basin Waste, Chain, Stay & Plug.

The stay is exactly the correct shape; the 'chandelier' chain is as supplied in the past and the 'X' shaped 'ring-catcher' in the waste is a Victorian pattern, as opposed to the modern 'spider's web' or 'swirl' shapes.

THE MOST ORIGINAL NAME IN BATHROOMS



COMPLETE W.C. SETS

CERAMIC ITEMS: - Cast in Vitreous China, which does not craze and become prone to leaking, as did the earthenware of the past. Polished fittings are solid Brass and are supplied in Polished Brass, Chromium Plate or Nickel Plate.

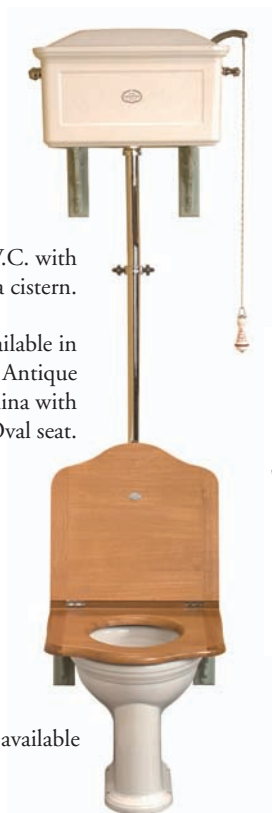
METAL CISTERNS: - Originally made from cast iron, which is strong but very heavy, these cisterns are made from Marine Quality Aluminium. This is considerably MORE EXPENSIVE THAN IRON, but this special alloy resists corrosion and gives a smoother finish.

HIGH-LEVEL W.C. SETS

Our W.C. sets are faithful replicas of the Victorian originals.



High-level W.C. with metal cistern.



High-level W.C. with china cistern.

Both available in White or Antique White china with "Throne" or Oval seat.

'Throne' and Oval wooden seats are available in a range of finishes (see page 12).

LOW-LEVEL W.C. SETS

The very best of the Edwardian low-level cisterns sported this type of "beer-engine" handle, so we are proud to re-introduce this pattern on our metal cisterns.



Low-level W.C. with metal cistern.



Low-level W.C. with china cistern.

Both available in White or Antique White china.

A PROPER
SYPHON IS
SUPPLIED -
NEVER A
'FLUSHING
VALVE'.



The 'Throne' seat option is not suitable for low-level use.



THOMAS CRAPPER & COMPANY LIMITED

W.C. SEATS

QUALITY - Ordinary varnish, even "yacht varnish", does not last long in a bathroom so our seats are coated with a special kind of lacquer.

Our wooden W.C. seats are available in Oak, Mahogany and Walnut.



'Throne' Seat in Mahogany.



'Oval' Seat in Oak.

PLEASE NOTE: In addition to our standard colours, you may order from a choice of custom shades as shown in our colour guide on page 12.



'Throne' Seat showing the upstand and pipe cover.



THE MOST ORIGINAL NAME IN BATHROOMS



SHOWER RAILS

A range of traditional-style, solid brass tubular curtain rails of quality.

PLEASE NOTE THAT THESE ITEMS
ARE HAND-BUILT, TO ORDER.



Oval Curtain Rail (Mid-way Stays).



Oval Curtain Rail (End Stays).

THERMOSTATIC OVER-HEAD SHOWER

Heavy and well-engineered, this shower has the benefit of being thermostatic, (unlike the originals) so it controls the temperature of the water.

The shower head is available in 5", 8" or even 12" diameters!

Compatible with all British water systems.




Angular Curtain Rail.



U-shaped Curtain Rail.

Straight Curtain Rail.



Available in Polished Brass, Nickel Plate or Chromium Plate.

FOR STANDARD SHOWER CURTAINS
(NOT SUPPLIED).



THOMAS CRAPPER & COMPANY LIMITED


HEATED TOWEL RAILS

These rails are exact replicas of originals, but BETTER! In the old days they were 'soft-soldered' consequently the joints could crack and cause leaks. The new versions are made of solid brass and 'hard-soldered' for strength.

Unlike the majority of our competitors' products, special attention is made to the production of authentic heavy cast knuckles and engraved back plates.

Tube diameter 1 1/4".

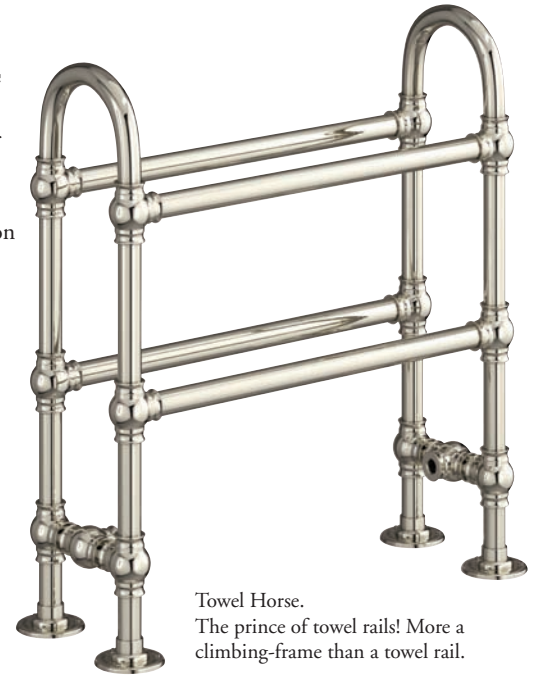
If you want your rail to be warm even when the hot water system is switched off, we can supply electrically-heated oil-filled versions, or even 'DUAL-FUEL' rails that run on hot water OR electricity!




Ladder Towel Rail (Wall and Floor Mounted).



Towel Rail (Wall and Floor Mounted).



Towel Horse. The prince of towel rails! More a climbing-frame than a towel rail.



Towel Rail (Wall Mounted).

Available in Polished Brass, Nickel Plate or Chromium Plate.

THE MOST ORIGINAL NAME IN BATHROOMS



OPTIONS & COLOUR GUIDE

BRASSWARE OPTIONS



Polished Brass



Nickel Plate



Chromium Plate


N.B. Polished Brass is a bare, un-sealed brass finish, and will require regular polishing to retain the colour and shine.

Polished Brass and Nickel Plate were the predominant finishes available until 1929 when Chromium Plate began its establishment as the most popular and most resistant coating.

CERAMIC OPTIONS



White China



Antique White
China

'Antique White' is our own shade - a softer white. 100 years ago most chinaware was not brilliant white, so this shade is more authentic.

Sanitaryware in 'Antique White' mixes well with old bathroom fittings.



Cast metal cisterns and brackets are supplied ready for painting. This should be done after installation in the customers own choice of colour.

WOODWORK FINISHES

STANDARD MATERIAL AND COLOUR OPTIONS FOR W.C. SEATS & BRACKET PATRASES:



Oak



Red Mahogany



Dark Walnut

OPTIONAL COLOURS AVAILABLE TO ORDER:



Old Oak



Dark Oak



Wenge Oak



Light Mahogany



Dark Mahogany



Ebonised
Mahogany




Natural Walnut



We make every effort to ensure accurate colour reproduction, but due to technical limitations and the use of natural materials the colours shown in this brochure may not exactly match the final product.



THOMAS CRAPPER & COMPANY LIMITED




— THE MOST ORIGINAL NAME IN BATHROOMS —



Thomas Crapper & Company Limited,
The Stable Yard, Alscot Park, Stratford-on-Avon, Warwickshire. CV37 8BL
Telephone: +44 (0)1789 450522 Facsimile: +44 (0)1789 450523
E-mail: wc@thomas-crapper.com www.thomas-crapper.com

Retailer



All goods should be installed by a qualified plumber. Thomas Crapper accepts no liability for the faulty installation of its products. In the event of a claim relating directly to the products Thomas Crapper's liability, to the extent permitted by law, is limited to either the replacement of, or refund for the cost of the product and does not extend to cover any consequential loss.

All product must be inspected by the customer or agent before installation. Please be advised that installation constitutes acceptance relating to the quality, colour, texture, shade and finish of the products. Thomas Crapper warrants that their products conform to their description and are fit for their purpose. Thomas Crapper makes no other express or implied warranty as to fitness or suitability of the products for particular installations. We offer no guarantees, express or implied, as to wear resistance or maintenance procedures.



THE MOST ORIGINAL NAME IN BATHROOMS