

THE ONLY RANGE SOPHISTICATED  
ENOUGH TO BE A MIELE

Range Series 2015





# Inspired Cuisine, by Design

## Contents

The driving mission of 'Immer Besser' puts Miele on the constant quest for continual improvement. Before any Range development began, we conducted extensive North American-specific, market research. The feedback gathered from our research created the blueprint for our solution-driven, revolutionary Range Series. Products truly 'Designed for life'.

Discover how Miele can create special moments... every day - offering a versatile design which stands the test of time, functionality that simplifies everyday tasks and quality that will endure for decades.

<b>Range Series</b>	
Product Assortment	9
Installation Types	11
User Interfaces	13
Dimensions	17
Heating Options	19
Burner Configurations	21
Range Highlights	23
Additional Features	24
Range Operating Modes	26
Rangetop Highlights	29
Range Hoods	30
Installation Types	31
Range Hood Highlights	33
Range Dishwasher Kit	34
Dishwasher Highlights	37
<b>Product Overview</b>	
Ranges	38
Rangetops	46
Range Hoods	50
<b>Accessory Overview</b>	
Range Series Accessories	55
Product Overview	56

## Welcome to Miele

„When it came to the development of the Range, Miele began by deconstructing the category – stripping away all conformity in favor of individuality. First identifying the needs of our consumer and then developing an appliance suite that would hopefully exceed expectations. The result wasn't merely a Range Series, but one that, we believe, redefined the category.”

*Reinhard Zinkann*

Dr. Reinhard Zinkann

“As industry pioneers, we seek out opportunities to innovate on behalf of our consumers. Pursuing groundbreaking advances that will reshape the marketplace. Miele's Range Series represents our latest cutting-edge innovation – the crown jewel in our kitchen assortment. It's a natural extension of our culinary know-how, one with a keen eye towards the evolving needs of the North American consumer.”

*Markus Miele*

Dr. Markus Miele

# IMMER BESSER (forever better)

## Our Brand Promise



### Many Good Reasons For Choosing Miele

Here are just six of them. Since the company was founded in 1899, Miele has remained true to its 'Immer Besser' brand promise. This means that we will do all that we can to be 'forever better' than our competitors and 'forever better' than we already are. For our customers this means the peace of mind of knowing that choosing Miele is a good decision – and probably the decision of a lifetime!



### The Miele Brand

In many countries, Miele is the most desired brand in its field. In its German home market, Miele was even voted 'best brand ever' in 2013 across all product branches. And the ownership of products from such a brand reveals much about its users: Miele customers have high expectations for the performance, convenience, design and the environmental friendliness of their domestic appliances. People who buy Miele are quality conscious and have style!



### Miele Quality

For more than 100 years it has been a proven adage that you can trust Miele and rely on our appliances. We are the only manufacturer in our branch of industry to test products such as our washing machines, tumble dryers, dishwashers and ovens to the equivalent of 20 years of use. Once a Miele, always a Miele: Miele customers around the world remain loyal to Miele and recommend Miele to others. Looking to the future, we promise not to entertain any compromises when it comes to quality and durability!



### Miele Technology

Miele stands for excellent results combined with the lowest possible energy consumption. This goes for the hygienic and gentle care of your laundry, your flooring and your dishware as well as when conjuring up exquisite culinary delights. The key to this is a wealth of innovative features available only from Miele. This is borne out by numerous first places in leading product tests conducted around the world.



### Miele Convenience

Whether conventional rotary dial, discreet sensor controls or a high-resolution touch display like the one on your smartphone: operating a Miele is both easy and fun. Add to this a multitude of convenient and reliable automatic programs and a great love of detail - success is guaranteed. Make life easier for yourself with Miele!



### Miele Design

Miele believes in clean lines and timeless elegance. Nowhere else will you find such a comparable range of built-in kitchen appliances, with consistency in design lines and color options, to suit the most diverse of interior designs and kitchen furniture fronts. Great care is taken to coordinate appliance design across the range. Whatever the style of your kitchen: Miele is the perfect match.



### Miele Service

Miele customers enjoy complete peace of mind: thanks to our fast and efficient after-sales service operation. All designed to ensure you get the most out of your products... from day one!



**Miele**

## Range Series

### Product Assortment

#### The World's Most Inspiring Range

We weren't driven to create a revolutionary Range; rather we were driven to create a revolutionary Range Series – offering you complete product depth and breadth. Choose from different size and power configurations or opt for the flexibility of a Rangetop. All complemented by a custom Miele Range Hood or Insert Hood.



#### Ranges

Choose from different size configurations (30", 36" and 48") and power configurations (Dual Fuel, All Gas, Electric and Induction).



#### Rangetops

Available in 30", 36" and 48" models.



#### Range Wall Hoods and Insert Hoods

Available in 30", 36" and 48" to accompany your Range or Rangetop.



#### Range Dishwasher Kit

Featuring all the design elements to match your Range, the Range dishwasher panel fits all fully integrated dishwashers from the Miele line-up.

# The Range That Makes Anything Possible

Form, Function and Fit

Balance requires flawless symmetry... in form, function and fit. Miele's Range Series is a natural extension of our Generation 6000 built-in appliances. Aligning perfectly in terms of design, functionality and user interface.



Proud Installation



Flush Installation



Step Out Installation

## Precise Controls and Intuitive Operation

### M Touch Controls and Innovative Features

Achieving results fast with an innovative touch display: Miele's new M Touch controls are both easy-to-operate and navigate. An intuitive swipe of the screen will quickly lead you to your desired selection. Whether choosing an automatic Chicken program or calling up one of your Favorites, the screen will provide a pleasing visual with easy-to-read touch controls.



#### ComfortLift Panel

Featured in our M Touch Ranges, Miele has designed a touch-activated control panel that lifts with the touch of a button to provide optimum comfort and ease.



#### Backlit Precision Knobs

This elegant design feature is not only a useful visual cue for a burner-in-use, but also a design element that sets Miele apart. Also a safety feature, the knobs allow you to see if the burner has been turned off when you are done cooking.



## Precise Controls and Intuitive Operation

### Alternative User Interfaces

#### **DirectSelect Controls**

Featured in the All Gas Ranges and Electric Range, Miele's DirectSelect controls offer turn dial operation for smooth and easy navigation during the cooking process. This detailed user interface features innovative display technology which excels with its brilliance, longevity, high resolution and a high-end appeal.



# The Perfect Fit

## Range Dimensions

Featuring a unique 3-door concept, Miele's 48" Range includes a fully functional M Touch Speed Oven, M Touch Convection Oven and a Push-to-Open Warming Drawer.

Miele Ranges are available in various sizes – ensuring you will find the perfect fit for your kitchen.



30 inches



36 inches



48 inches



# Designed for the Way You Cook

Range Heating Options

Sophistication demands both nuance and control – a balance of strength and subtlety. Recognizing this need for flexibility, Miele delivers powerful, even heat... at a level of control you can trust.



All Gas



Electric or Induction



Dual Fuel



# Now, Your Range Has No Limits

## Providing Professional Results

### M Pro Dual Stacked Burners

Ensuring flexibility and perfect results, Miele's sealed burner system offers precise control, no matter the choice of recipe. And when it comes to adaptability, Miele's continuous-design cast iron grates allow for the effortless movement of pots and pans from one burner to the next.



### M Pro Grill

Grilling has never been easier indoors; from steaks, vegetables and seafood, achieve perfect, even results with Miele's powerful M Pro grill option.



### M Pro Infrared Griddle

Whether cooking french toast, eggs, pancakes, or searing meats and fish; the results are cooked to perfection with Miele's precise M Pro infrared griddle option.



### TrueSimmer Function

Achieving the perfect temperature and even heat for simmering is easy with with this function. Whether you are melting chocolate or thickening a sauce, this feature allows for gentle, slow, precise cooking.



### Induction Cooking

The Induction Range features M Touch controls, TwinBooster function and an EasyClean Ceran surface with 4 variable cooking zones. Induction is extremely precise and heats food twice as fast as cooking with Gas or Electric.



### Electric Cooking

The Electric Range features DirectSelect controls and an EasyClean Ceran surface with 4 cooking zones.



# Range Highlights

## Exclusive Features For Gourmet Results

**Exclusive to Miele** **Moisture Plus**  
 Each type of food has its own specific properties. Knowing them and making the most of them is the true art of cooking. In the past, bakers held the monopoly on preparing the perfect bread and rolls. Now you can too, in a Miele Range with Moisture Plus. Increasing the humidity in the oven optimizes the cooking of a variety of foods: soft bread with a shiny, appetizing crust; dinner rolls and croissants as if from the local baker; succulent, tender meat with a nicely browned crust, perfect casseroles, delicious pastries and so much more.



**Exclusive to Miele** **Wireless Roast Probe**  
 No supervision necessary: the countdown indicator provides correct-to-the-minute information on how long a program still has to run. With a now wireless connection, the roast probe is extremely safe to use as you can insert the probe outside of the oven.



**ComfortSwivel Handle**  
 An ergonomic feature, the swiveling handle moves easily with your wrist and body to comfortably open and close the door.



**Speed Heat**  
 The All Gas Range open-floor-concept allows for constant airflow which leads to faster and more even heat distribution; resulting in quick preheat times, powerful bake and broil elements. The infrared ceramic broil burner locks in juices while searing meats, poultry and fish to perfection.



**Exclusive to Miele** **MasterChef Plus Automatic Programs**  
 Found in the Gourmet Center, 15 Automatic bread programs bake as if from a bakery, guiding you to the correct operating mode, temperature, time and integration of Moisture plus to create the perfect bread at home.



**Self Clean Oven and Self Clean Ready Accessories**  
 During the cooking process, grease residue is continually broken down, helping to keep the oven and cooking accessories clean.

# Additional Features

## Miele Ranges



**Exclusive to Miele** **Crisp Function**  
For a crispy finish: using dry heat when preparing some foods such as pizza.



**Favorites**  
For your favorite dishes: simply select operating mode, temperature and program duration and save the settings for future use of your favorite meal.



**Clean Touch Steel™ Front**  
Fingerprint-resistant: this innovative finish resists fingerprints, scratches and smudges. A special treatment stands up to aggressive handling – keeping the exterior cleaner and easier to maintain.



**Residual Heat Utilization**  
Ecological and economical: Miele ovens switch off early and make use of residual heat to complete the cooking process.



**Remote Vision™**  
Peace of mind: If a fault occurs, Miele's customer service center will be notified and contact you.



**Dual Fuel: TwinPower Convection Fans and Power Convection Fan**  
Two convection fans (30" and 36" Range) and one convection fan (48" Range) inside the oven provide rapid heat-up of the oven and optimum hot air distribution.



**Electronic Temperature Control**  
Automatic monitoring: the temperature selected is constantly monitored and maintained.



**Individual Settings**  
You decide on language, audible signal, display brightness, etc.



**Timer Function**  
Always on time: starting time, finishing time and duration of the cooking process are easy to select.



**All Gas: Twin Convection Fans**  
With a top and bottom heating element, fans help distribute constant heat around the oven allowing food to cook more evenly in less time.



**MasterChef Automatic Programs**  
Found in the Gourmet Center, Miele guides you through over 100 easy-to-use programs for items such as baked goods, pizza, turkey, fish and much more.



**ComfortClean Dishwasher-Safe Grates**  
When it's time for clean-up, simply place the dishwasher-safe grates in your dishwasher.



**AirClean Catalyzer**  
Reduces grease and odors and prevents deposits from collecting on furniture, walls and curtains.



**Cooling System and Cool-Touch Fronts**  
Maximum protection: all surfaces around the appliance remain cool - offering safety and protection against burns.



**Safety Functions**  
We've got you covered: should you forget to switch the appliance off, the safety switch-off function will do it for you.



**Soft Open and Soft Close**  
The Range oven door effortlessly opens and closes, preventing the door from shutting or slamming.



**3-Door Concept**  
Miele's 48" Range includes a fully functional M Touch Speed Oven, M Touch Convection Oven and Push-to-Open Warming Drawer.

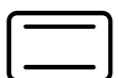
# Operating Modes for Every Recipe

## The Complete Guide to Miele's Ranges



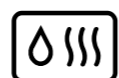
### Convection Bake

Garnering the perfect results, convection bake is ideal for baking on several levels; for example, baking trays of chocolate chip cookies.



### Surround

In this premium baking mode, use heat from upper and lower elements to create perfect results on all baking recipes.



### Moisture Plus

Up to 3 bursts of moisture – manually or time driven – release during the cooking process for a tender, moist interior with a browned crust.



### Favorites

Save up to 20 of your favorite dishes! Simply select operating mode, temperature and program duration and save the settings. Ideal for your favorite repeated recipe or Grandma's famous apple pie.



### Maxi Broil

Grill large quantities of steak, chops, kebabs, etc.



### Broil

Grill smaller quantities of steak, chops, kebabs, fish, etc.



### Intensive

Increased heat from the bottom ensures a crispy base, yet moist top on items such as pizza, quiche or focaccia.



### Auto Roast

For a premium result, meat is seared at a high temperature, and cooked to perfection, staying tender and juicy. Can be used with a roast probe.



### Convection Roast

Ideal for cooking delicate cuts of meat, fish and crispy poultry.



### Browning

For a perfectly browned topping, for example when making gratin, finishing a lobster macaroni and cheese and browning.




### Gentle Bake

The combination of different heating elements ensures excellent baked goods, gratins and lasagna.



### Slow Roasting

Cooking at a lower temperature for a longer period of time, this method brings out the juiciest and most tender results for any type of meat.




### Bake

Uses traditional baking techniques; perfect for pies and biscuits.



### Crisp Function

With the flexibility to turn this option on or off in cooking modes, you have the ability to create an extra crispy exterior for items such as french fries, roasted potatoes and chicken cordon blue.



### Gourmet Center

Over 100 easy-to-use MasterChef programs and 15 MasterChef Plus automatic bread programs, guiding you to the perfect result.



### Special Modes

Defrost, Reheat, Rapid PreHeat make every day cooking easier. Proof or Dehydrate aid in creating specialty bread or dried fruit.



### Sabbath

Miele's unique Sabbath mode allows individuals up to 72 hours of pre-programmed cooking in their oven.



### Rotisserie

The rotisserie evenly broils and adds a finishing touch to items such as stuffed meat, tied roasts, poultry and vegetables.



## Rangetop Highlights

### Exclusive Features For Gourmet Results

#### M Pro Infrared Griddle

Experience Miele's precise M Pro infrared griddle, delivering even heat distribution for superior performance. From french toast, pancakes, eggs, fish or steaks, professional results can be achieved in the convenience of your home.



#### ComfortClean Dishwasher-Safe Grates

When it's time for clean-up, simply place the dishwasher-safe grates in your dishwasher.



#### M Pro Grill

Grilling has never been easier indoors; achieve perfect, even results with Miele's powerful M Pro grill option.



#### TrueSimmer Function

Achieving the perfect temperature and even heat for simmering is easy with this function. Whether you are melting chocolate or thickening a sauce, this feature allows for gentle, slow, precise cooking.



#### Backlit Precision Knobs

This elegant design feature is not only a useful visual cue for a burner-in-use, but also a design element that sets Miele apart. And with QuickStart, there's no need to press or hold the control in order to switch the burners on.



#### Clean Touch Steel™ Front

Our innovative finish resists fingerprints, scratches and smudges, keeping the exterior cleaner and easier to maintain.

## The Right Solution For Every Home!

### Miele Range Hoods

Offering the best solution for your kitchen in terms of style and function, Miele's full suite of coordinating Range Wall Hoods and Insert Hoods ensures consistent, professional results featuring perfect workmanship. It is recommended to install a Range Hood with Baffle filtration in combination of your Range or Rangetop, considering the high BTU output from the cooktop.



Range Wall Hood



Range Insert Hood

## The Right Technology For Your Kitchen

### Miele Range Hood Installation Types

During cooking, and in particular when frying, vapors are given off which consist of a mixture of steam, particles of fat and odors. If air in the room is not extracted or filtered, these vapors will remain in the room and affect the climate. Venting and recirculating options are available in order to clean the air effectively.

#### Vented Installation

Vented Range Hoods capture steam and odors while filtering out fat molecules through a grease filter. A vented Hood is designed to ventilate air from your kitchen to the outside of your home during the cooking process. This type of installation requires a break in the wall and fresh air must also be supplied for proper ventilation.

#### Recirculating Installation

Recirculating Range Hoods capture steam and odors during the cooking process and extract grease through Baffle filters. OdorFree Charcoal filters then release the clean air back into the room, generating circulation in a closed space. Recirculating Hoods do not require ducting or wall breaks, which makes installation simpler – and in some spaces, the only possible option (for example: highrise buildings).

#### Internal and External Blower Options

Miele's Range Hoods require a high-power Internal or External Blower in order to function properly and effectively. Sold separately, Miele Range Hood Blowers are available with either 700 CFM or 1100 CFM for 30", 36" or 48" configurations.







## Range Hood Highlights

### Exclusive Features For Gourmet Results

#### **Exclusive to Miele** Dishwasher-Safe Stainless Steel Baffle Filters

Miele's high-quality stainless steel Baffle filters are extremely efficient in extracting steam and odors and capturing grease, all while handling the high power of the Blower. These Baffle filters are also very easy to maintain as they are dishwasher-safe and spring back into place.



#### **Exclusive to Miele** LED ClearView Lighting

Specially developed for select Miele ventilation hoods, LED lighting shines a more natural light to highlight the pure color and texture of your food, but also saves energy. This long lasting LED lighting is tested to last the 20 year life cycle of your hood.



#### **Recessed Knob Controls**

Intuitive and easy-to-use hidden hood controls make operation effortless.



#### **Auto-Vent Safety Sensor**

A safety device which activates the hood's intensive setting when the exhaust temperature exceeds a certain temperature.



#### **Miele CleanCover**

Miele's unique CleanCover, a smooth liner inside the canopy, prevents exposure to live components, cables and sharp edges.



#### **Handcrafted in Germany**

Know-how and craftsmanship: our entire expert knowledge is poured into each and every ventilation hood, from development to the finished product.

**Exclusive to Miele** **Perfect Design Harmony**  
A Miele dishwasher belongs in the ideal kitchen. Enjoy ultimate convenience and a design that harmonizes perfectly with your other appliances. The Range Panel accessory has an easy-to-clean, Clean Touch Steel™ front panel, ComfortSwivel handle, and the matching Miele badge – all the design elements to match your Miele Range. The dishwasher enhances your kitchen in terms of functionality and the design completes the overall look of your space. The Range dishwasher panel fits all full-size, fully-integrated dishwashers from the Miele Futura Series – allowing you to pick your model as you see fit.



## Expand Your Range

### Range Dishwasher Kit

**Technical Excellence**  
What will you value most of all? Your new Miele Range dishwasher reduces your workload considerably. Not only is it easy to operate, but it is powerful and quiet during operation. The interior is flexible and will take on your dirty dishes. The latter alone is a good reason for selecting Miele, but thanks to intelligent basket design, you can even wash your ComfortClean dishwasher-safe grates and Range Hood Baffle filters in your Miele dishwasher\*. The intensive "Grates & Filters" program is highly efficient and will effortlessly remove stubborn soiling and grease residue.

\*Program not available on all models.



# Miele Dishwasher Highlights

## Exclusive Features For Clean Results

**Exclusive to Miele** **3D Cutlery Tray**  
An innovation from the inventor of the cutlery tray: Miele's intelligent 3D cutlery tray is height, width and depth adjustable so that it can be perfectly adapted to suit any load. This allows awkward items such as whisks and soup ladles to be accommodated and gently washed. Adjusting the side sections of the cutlery tray allows tall stemware to be held securely in the upper basket. No need to take the side sections of the drawer out!



**Exclusive to Miele** **BrilliantLight™**  
Automatically controlled: four LEDs immerse the entire dishwasher interior in brilliant light.



**Clean Touch Steel™ Panel**  
Our innovative finish resists fingerprints, scratches and smudges, keeping the exterior cleaner and easier to maintain.



**Grates & Filters Program**  
Practical: the Grates & Filters program effortlessly washes Miele Range grates and Range Hood Baffle filters, as both are dishwasher-safe.



**Basket Design**  
More space: the intelligent basket design offers space for dishes, grates and filters.



**Perfect GlassCare**  
Gentle care: this technology ensures that your glasses are cleaned gently.

# Ranges

## Product Overview



Model Number	HR 1421 E	HR 1622 i	HR 1124
<b>Overview</b>			
Width	30"	30"	30"
Fuel type	Electric	Induction	All Gas
G/LP	-/-	-/-	●/●
208 V/240 V	●/●	●/●	-/-
Convection Oven/Speed Oven/Warming Drawer	●/-/-	●/-/-	●/-/-
<b>Design</b>			
Controls	DirectSelect	M Touch	DirectSelect
Number of cooking zones	4	4	4
Precision knobs/backlit/ComfortLift panel	●/-/-	●/●/●	●/-/-
Comfort handle/ComfortSwivel handle/CleanTouch Steel™ front	●/-/●	-/●/●	●/-/●
<b>Rangetop features</b>			
EasyClean Ceran surface/Variable cooking zones/Residual heat indicator/Auto heat-up	●/3/4/-	●/4/4/●	-/-/-/-
Booster/TwinBooster/Keeping warm function	-/-/-	4/2/4	-/-/-
ComfortClean dishwasher-safe grates	-	-	●
M Pro dual stacked burner system with TrueSimmer/Re-ignition	-/-	-/-	●/●
M Pro grill (max. 15,500 BTU)/M Pro infrared griddle (max. 14,300 BTU)	-/-	-/-	-/-
Position/Type	Front left/Variable zone	Front left/TwinBooster	Front left/High power
Burner output	2,300 W – 3,100 W	2,700 W – 3,850 W	max. 19,500 BTU
Position/Type	Rear left/Single zone	Rear left/Booster	Rear left/TrueSimmer
Burner output	1,200 W	1,450 W – 2,300 W	max. 12,500 BTU
Position/Type	Front right/Variable zone	Front right/Booster	Front right/High power
Burner output	1,100 W – 2,400 W	1,950 W – 3,100 W	max. 19,500 BTU
Position/Type	Rear right/Variable zone	Rear right/TwinBooster	Rear right/High power
Burner output	700 W – 1800 W	2,400 W – 3,850 W	max. 19,500 BTU
Position/Type	-/-	-/-	-/-
Burner output	-	-	-
Position/Type	-/-	-/-	-/-
Burner output	-	-	-
Position/Type	-/-	-/-	-/-
Burner output	-	-	-
Position/Type	-/-	-/-	-/-
Burner output	-	-	-
<b>Oven features</b>			
<b>Convenience features</b>			
Self Clean oven/Self Clean ready accessories	●/●	●/●	●/●
Soft Open/Soft Close/Favorites/Individual settings	●/●/-/●	●/●/20/●	●/●/-/●
Wireless Roast probe/Crisp function/RemoteVision™	-/-/-	●/●/●	-/-/-
<b>Operating modes</b>			
Convection Bake/Intensive/Gentle Bake	●/-/-	●/●/●	●/-/-
Surround/Browning/Bake/Moisture plus (plumbed only)	●/-/●/-	●/●/●/●	-/-/●/-
MasterChef automatic program/MasterChef Plus automatic program	-/-	over 100/15	-/-
Broil/Maxi Broil/Convection Broil/Convection Roast/Auto Roast	●/-/●/-/-	●/●/●/●/●	●/-/●/-/-
Special modes (Defrost/Slow Roast/Reheat/Proof/Sabbath mode)	-/-	●/●	-/-
<b>Cavity</b>			
TwinPower Convection fans/Twin Convection fans/Power Convection fan	●/-/-	●/-/-	-/●/-
Speed heat (powerful bake and broil element)	-	-	●
Number of halogen lights in Convection Oven/Speed Oven	2/-	2/-	2/-
Number of shelf levels/Embossed numbers	6/●	6/●	6/●
<b>Safety</b>			
Cool-touch front/Safety shut-off	●/●	●/●	●/●
System lock/Door contact switch/Door lock during Self Clean	●/●/●	●/●/●	●/●/●
<b>Speed Oven features</b>			
Auto Roast/Broil/Convection Bake/Convection Broil/MasterChef automatic program	-/-/-/-/-	-/-/-/-/-	-/-/-/-/-
Popcorn function/Minutes Plus function/Roast probe	-/-/-	-/-/-	-/-/-
PerfectClean stainless steel cavity/Foldable broiling element	-/-	-/-	-/-
<b>Warming Drawer features</b>			
Warm cups/Warm plates/Keeping food warm/Low temperature cooking	-/-/-/-	-/-/-/-	-/-/-/-
Push-to-Open mechanism	-	-	-
<b>Technical data</b>			
Dimensions in inches (W x H x D)	30 x 35 1/2 – 37 x 26 1/2	30 x 35 1/2 – 37 x 26 1/2	30 x 35 1/2 – 37 x 26 1/2
Electrical requirements	208/240 V, 60 Hz, 50 Amps NEMA 14 – 50	208/240 V, 60 Hz, 50 Amps NEMA 14 – 50	120 V, 60 Hz, 15 Amps NEMA 5 – 15
Plumbing for Moisture plus cooking	-	●	-



Model Number	HR 1134	HR 1135 GR	HR 1136 GD
<b>Overview</b>			
Width	36"	36"	36"
Fuel type	All Gas	All Gas	All Gas
G/LP	●/●	●/●	●/●
208 V/240 V	-/-	-/-	-/-
Convection Oven/Speed Oven/Warming Drawer	●/-/-	●/-/-	●/-/-
<b>Design</b>			
Controls	DirectSelect	DirectSelect	DirectSelect
Number of cooking zones	6	4 + Grill	4 + Griddle
Precision knobs/backlit/ComfortLift panel	●/-/-	●/-/-	●/-/-
Comfort handle/ComfortSwivel handle/CleanTouch Steel™ front	●/-/●	●/-/●	●/-/●
<b>Rangetop features</b>			
EasyClean Ceran surface/Variable cooking zones/Residual heat indicator/Auto heat-up	-/-/-/-	-/-/-/-	-/-/-/-
Booster/TwinBooster/Keeping warm function	-/-/-	-/-/-	-/-/-
ComfortClean dishwasher-safe grates	●	●	●
M Pro dual stacked burner system with TrueSimmer/Re-ignition	●/●	●/●	●/●
M Pro grill (max. 15,500 BTU)/M Pro infrared griddle (max. 14,300 BTU)	-/-	●/-	-/-
Position/Type	Front left/High power	Front left/High power	Front left/High power
Burner output	max. 19,500 BTU	max. 19,500 BTU	max. 19,500 BTU
Position/Type	Rear left/TrueSimmer	Rear left/TrueSimmer	Rear left/TrueSimmer
Burner output	max. 12,500 BTU	max. 12,500 BTU	max. 12,500 BTU
Position/Type	Front right/High power	Front right/High power	Front right/High power
Burner output	max. 19,500 BTU	max. 19,500 BTU	max. 19,500 BTU
Position/Type	Rear right/High power	Rear right/High power	Rear right/High power
Burner output	max. 19,500 BTU	max. 19,500 BTU	max. 19,500 BTU
Position/Type	Front center/High power	Center/M Pro grill	Center/M Pro infrared griddle
Burner output	max. 19,500 BTU	max. 15,500 BTU	max. 14,300 BTU
Position/Type	Rear center/High power	-/-	-/-
Burner output	max. 19,500 BTU	-	-
Position/Type	-/-	-/-	-/-
Burner output	-	-	-
Position/Type	-/-	-/-	-/-
Burner output	-	-	-
<b>Oven features</b>			
<b>Convenience features</b>			
Self Clean oven/Self Clean ready accessories	●/●	●/●	●/●
Soft Open/Soft Close/Favorites/Individual settings	●/●/-/●	●/●/-/●	●/●/-/●
Wireless Roast probe/Crisp function/RemoteVision™	-/-/-	-/-/-	-/-/-
<b>Operating modes</b>			
Convection Bake/Intensive/Gentle Bake	●/-/-	●/-/-	●/-/-
Surround/Browning/Bake/Moisture plus (plumbed only)	-/-/●/-	-/-/●/-	-/-/●/-
MasterChef automatic program/MasterChef Plus automatic program	-/-	-/-	-/-
Broil/Maxi Broil/Convection Broil/Convection Roast/Auto Roast	●/-/●/-/-	●/-/●/-/-	●/-/●/-/-
Special modes (Defrost/Slow Roast/Reheat/Proof/Sabbath mode)	-/-	-/-	-/-
<b>Cavity</b>			
TwinPower Convection fans/Twin convection fans/Power convection fan	-/●/-	-/●/-	-/●/-
Speed heat (powerful bake and broil element)	●	●	●
Number of halogen lights in Convection Oven/Speed Oven	2/-	2/-	2/-
Number of shelf levels/Embossed numbers	6/●	6/●	6/●
<b>Safety</b>			
Cool-touch front/Safety shut-off	●/●	●/●	●/●
System lock/Door contact switch/Door lock during Self Clean	●/●/●	●/●/●	●/●/●
<b>Speed Oven features</b>			
Auto Roast/Broil/Convection Bake/Convection Broil/MasterChef automatic program	-/-/-/-/-	-/-/-/-/-	-/-/-/-/-
Popcorn function/Minutes Plus function/Roast probe	-/-/-	-/-/-	-/-/-
PerfectClean stainless steel cavity/Foldable broiling element	-/-	-/-	-/-
<b>Warming Drawer features</b>			
Warm cups/Warm plates/Keeping food warm/Low temperature cooking	-/-/-/-	-/-/-/-	-/-/-/-
Push-to-Open mechanism	-	-	-
<b>Technical data</b>			
Dimensions in inches (W x H x D)	36 x 35 1/2 – 37 x 26 1/2	36 x 35 1/2 – 37 x 26 1/2	36 x 35 1/2 – 37 x 26 1/2
Electrical requirements	120 V, 60 Hz, 15 Amps NEMA 5 – 15	120 V, 60 Hz, 15 Amps NEMA 5 – 15	120 V, 60 Hz, 15 Amps NEMA 5 – 15
Plumbing for Moisture plus cooking	-	-	-

# Ranges

## Product Overview



Model Number	HR 1924 DF	HR 1934 DF	HR 1935 DF GR
<b>Overview</b>			
Width	30"	36"	36"
Fuel type	Dual Fuel	Dual Fuel	Dual Fuel
G/LP	●/●	●/●	●/●
208 V/240 V	●/●	●/●	●/●
Convection Oven/Speed Oven/Warming Drawer	●/-/-	●/-/-	●/-/-
<b>Design</b>			
Controls	M Touch	M Touch	M Touch
Number of cooking zones	4	6	4 + Grill
Precision knobs/backlit/ComfortLift panel	●/●/●	●/●/●	●/●/●
Comfort handle/ComfortSwivel handle/CleanTouch Steel™ front	-/●/●	-/●/●	-/●/●
<b>Rangetop features</b>			
EasyClean Ceran surface/Variable cooking zones/Residual heat indicator/Auto heat-up	-/-/-/-	-/-/-/-	-/-/-/-
Booster/TwinBooster/Keeping warm function	-/-/-	-/-/-	-/-/-
ComfortClean dishwasher-safe grates	●	●	●
M Pro dual stacked burner system with TrueSimmer/Re-ignition	●/●	●/●	●/●
M Pro grill (max. 15,500 BTU)/M Pro infrared griddle (max. 14,300 BTU)	-/-	-/-	●/-
Position/Type	Front left/High power	Front left/High power	Front left/High power
Burner output	max. 19,500 BTU	max. 19,500 BTU	max. 19,500 BTU
Position/Type	Rear left/TrueSimmer	Rear left/TrueSimmer	Rear left/TrueSimmer
Burner output	max. 12,500 BTU	max. 12,500 BTU	max. 12,500 BTU
Position/Type	Front right/High power	Front right/High power	Front right/High power
Burner output	max. 19,500 BTU	max. 19,500 BTU	max. 19,500 BTU
Position/Type	Rear right/High power	Rear right/High power	Rear right/High power
Burner output	max. 19,500 BTU	max. 19,500 BTU	max. 19,500 BTU
Position/Type	-/-	Front center/High power	Center/M Pro grill
Burner output	-	max. 19,500 BTU	max. 15,500 BTU
Position/Type	-/-	Rear center/High power	-/-
Burner output	-	max. 19,500 BTU	-
Position/Type	-/-	-/-	-/-
Burner output	-	-	-
Position/Type	-/-	-/-	-/-
Burner output	-	-	-
<b>Oven features</b>			
<b>Convenience features</b>			
Self Clean oven/Self Clean ready accessories	●/●	●/●	●/●
Soft Open/Soft Close/Favorites/Individual settings	●/●/20/●	●/●/20/●	●/●/20/●
Wireless Roast probe/Crisp function/RemoteVision™	●/●/●	●/●/●	●/●/●
<b>Operating modes</b>			
Convection Bake/Intensive/Gentle Bake	●/●/●	●/●/●	●/●/●
Surround/Browning/Bake/Moisture plus (plumbed only)	●/●/●/●	●/●/●/●	●/●/●/●
MasterChef automatic program/MasterChef Plus automatic program	over 100/15	over 100/15	over 100/15
Broil/Maxi Broil/Convection Broil/Convection Roast/Auto Roast	●/●/●/●/●	●/●/●/●/●	●/●/●/●/●
Special modes (Defrost/Slow Roast/Reheat/Proof/Sabbath mode)	●/●	●/●	●/●
<b>Cavity</b>			
TwinPower Convection fans/Twin convection fans/Power convection fan	●/-/-	●/-/-	●/-/-
Speed heat (powerful bake and broil element)	-	-	-
Number of halogen lights in Convection Oven/Speed Oven	2/-	2/-	2/-
Number of shelf levels/Embossed numbers	6/●	6/●	6/●
<b>Safety</b>			
Cool-touch front/Safety shut-off	●/●	●/●	●/●
System lock/Door contact switch/Door lock during Self Clean	●/●/●	●/●/●	●/●/●
<b>Speed Oven features</b>			
Auto Roast/Broil/Convection Bake/Convection Broil/MasterChef automatic program	-/-/-/-/-	-/-/-/-/-	-/-/-/-/-
Popcorn function/Minutes Plus function/Roast probe	-/-/-	-/-/-	-/-/-
PerfectClean stainless steel cavity/Foldable broiling element	-/-	-/-	-/-
<b>Warming Drawer features</b>			
Warm cups/Warm plates/Keeping food warm/Low temperature cooking	-/-/-/-	-/-/-/-	-/-/-/-
Push-to-Open mechanism	-	-	-
<b>Technical data</b>			
Dimensions in inches (W x H x D)	30 x 35 1/2 – 37 x 26 1/2	36 x 35 1/2 – 37 x 26 1/2	36 x 35 1/2 – 37 x 26 1/2
Electrical requirements	208 V/240 V, 60 Hz, 30 Amps	208 V/240 V, 60 Hz, 30 Amps	208 V/240 V, 60 Hz, 30 Amps
Plumbing for Moisture plus cooking	●	●	●



Model Number	HR 1936 DF GD	HR 1954 DF	HR 1955 DF GR
<b>Overview</b>			
Width	36"	48"	48"
Fuel type	Dual Fuel	Dual Fuel	Dual Fuel
G/LP	●/●	●/●	●/●
208 V/240 V	●/●	●/●	●/●
Convection Oven/Speed Oven/Warming Drawer	●/-/-	●/●/●	●/●/●
<b>Design</b>			
Controls	M Touch	M Touch	M Touch
Number of cooking zones	4 + Griddle	8	6 + Grill
Precision knobs/backlit/ComfortLift panel	●/●/●	●/●/●	●/●/●
Comfort handle/ComfortSwivel handle/CleanTouch Steel™ front	-/●/●	-/●/●	-/●/●
<b>Rangetop features</b>			
EasyClean Ceran surface/Variable cooking zones/Residual heat indicator/Auto heat-up	-/-/-/-	-/-/-/-	-/-/-/-
Booster/TwinBooster/Keeping warm function	-/-/-	-/-/-	-/-/-
ComfortClean dishwasher-safe grates	●	●	●
M Pro dual stacked burner system with TrueSimmer/Re-ignition	●/●	●/●	●/●
M Pro grill (max. 15,500 BTU)/M Pro infrared griddle (max. 14,300 BTU)	●/-	-/-	●/-
Position/Type	Front left/High power	Front left/High power	Front left/High power
Burner output	max. 19,500 BTU	max. 19,500 BTU	max. 19,500 BTU
Position/Type	Rear left/TrueSimmer	Rear left/TrueSimmer	Rear left/TrueSimmer
Burner output	max. 12,500 BTU	max. 12,500 BTU	max. 12,500 BTU
Position/Type	Front right/High power	Front right/High power	Front right/High power
Burner output	max. 19,500 BTU	max. 19,500 BTU	max. 19,500 BTU
Position/Type	Rear right/High power	Rear right/TrueSimmer	Rear right/TrueSimmer
Burner output	max. 19,500 BTU	max. 12,500 BTU	max. 12,500 BTU
Position/Type	Center/M Pro infrared griddle	Front left center/High	Left center/M Pro grill
Burner output	max. 14,300 BTU	max. 19,500 BTU	max. 15,500 BTU
Position/Type	-/-	Rear left center/High	Front right center/High power
Burner output	-	max. 19,500 BTU	max. 19,500 BTU
Position/Type	-/-	Front right center/High power	Rear right center/High power
Burner output	-	max. 19,500 BTU	max. 19,500 BTU
Position/Type	-/-	Rear right center/High power	-/-
Burner output	-	max. 19,500 BTU	-
<b>Oven features</b>			
<b>Convenience features</b>			
Self Clean oven/Self Clean ready accessories	●/●	●/●	●/●
Soft Open/Soft Close/Favorites/Individual settings	●/●/20/●	●/●/20/●	●/●/20/●
Wireless Roast probe/Crisp function/RemoteVision™	●/●/●	●/●/●	●/●/●
<b>Operating modes</b>			
Convection Bake/Intensive/Gentle Bake	●/●/●	●/●/●	●/●/●
Surround/Browning/Bake/Moisture plus (plumbed only)	●/●/●/●	●/●/●/●	●/●/●/●
MasterChef automatic program/MasterChef Plus automatic program	over 100/15	over 100/15	over 100/15
Broil/Maxi Broil/Convection Broil/Convection Roast/Auto Roast	●/●/●/●/●	●/●/●/●/●	●/●/●/●/●
Special modes (Defrost/Slow Roast/Reheat/Proof/Sabbath mode)	●/●	●/●	●/●
<b>Cavity</b>			
TwinPower Convection fans/Twin convection fans/Power convection fan	●/-/-	-/-/●	-/-/●
Speed heat (powerful bake and broil element)	-	-	-
Number of halogen lights in Convection Oven/Speed Oven	2/-	2/1	2/1
Number of shelf levels/Embossed numbers	6/●	5/●	5/●
<b>Safety</b>			
Cool-touch front/ Safety shut-off	●/●	●/●	●/●
System lock/Door contact switch/Door lock during Self Clean	●/●/●	●/●/●	●/●/●
<b>Speed Oven features</b>			
Auto Roast/Broil/Convection Bake/Convection Broil/MasterChef automatic program	-/-/-/-/-	●/●/●/●/over 100	●/●/●/●/over 100
Popcorn function/Minutes Plus function/Roast probe	-/-/-	●/●/●	●/●/●
PerfectClean stainless steel cavity/Foldable broiling element	-/-	●	●
<b>Warming Drawer features</b>			
Warm cups/Warm plates/Keeping food warm/Low temperature cooking	-/-/-/-	●/●/●/●	●/●/●/●
Push-to-Open mechanism	-	●	●
<b>Technical data</b>			
Dimensions in inches (W x H x D)	36 x 35 1/2 – 37 x 26 1/2	48 x 35 1/2 – 37 x 26 1/2	48 x 35 1/2 – 37 x 26 1/2
Electrical requirements	208 V/240 V, 60 Hz, 30 Amps	208 V/240 V, 60 Hz, 50 Amps	208 V/240 V, 60 Hz, 50 Amps
Plumbing for Moisture plus cooking	●	●	●

# Ranges

## Product Overview



Model Number	HR 1956 DF GD
<b>Overview</b>	
Width	48"
Fuel type	Dual Fuel
G/LP	●/●
208 V/240 V	●/●
Convection Oven/Speed Oven/Warming Drawer	●/●/●
<b>Design</b>	
Controls	M Touch
Number of cooking zones	6 + Griddle
Precision knobs/backlit/ComfortLift panel	●/●/●
Comfort handle/ComfortSwivel handle/CleanTouch Steel™ front	-/●/●
<b>Rangetop features</b>	
EasyClean Ceran surface/Variable cooking zones/Residual heat indicator/Auto heat-up	-/-/-/-
Booster/TwinBooster/Keeping warm function	-/-/-
ComfortClean dishwasher-safe grates	●
M Pro dual stacked burner system with TrueSimmer/Re-ignition	●/●
M Pro grill (max. 15,500 BTU)/M Pro infrared griddle (max. 14,300 BTU)	-/●
Position/Type	Front left/High power
Burner output	max. 19,500 BTU
Position/Type	Rear left/TrueSimmer
Burner output	max. 12,500 BTU
Position/Type	Front right/High power
Burner output	max. 19,500 BTU
Position/Type	Rear right/TrueSimmer
Burner output	max. 12,500 BTU
Position/Type	Left center/M Pro infrared griddle
Burner output	max. 14,300 BTU
Position/Type	Front right center/High power
Burner output	max. 19,500 BTU
Position/Type	Rear right center/High power
Burner output	max. 19,500 BTU
Position/Type	-/-
Burner output	-
<b>Oven features</b>	
<b>Convenience features</b>	
Self Clean oven/Self Clean ready accessories	●/●
Soft Open/Soft Close/Favorites/Individual settings	●/●/20/●
Wireless Roast probe/Crisp function/RemoteVision™	●/●/●
<b>Operating modes</b>	
Convection Bake/Intensive/Gentle Bake	●/●/●
Surround/Browning/Bake/Moisture plus (plumbed only)	●/●/●/●
MasterChef automatic program/MasterChef Plus automatic program	over 100/15
Broil/Maxi Broil/Convection Broil/Convection Roast/Auto Roast	●/●/●/●/●
Special modes (Defrost/Slow Roast/Reheat/Proof/Sabbath mode)	●/●
<b>Cavity</b>	
TwinPower Convection fans/Twin convection fans/Power convection fan	-/-/●
Speed heat (powerful bake and broil element)	-
Number of halogen lights in Convection Oven/Speed Oven	2/1
Number of shelf levels/Embossed numbers	5/●
<b>Safety</b>	
Cool-touch front/Safety shut-off	●/●
System lock/Door contact switch/Door lock during Self Clean	●/●/●
<b>Speed Oven features</b>	
Auto Roast/Broil/Convection Bake/Convection Broil/MasterChef automatic program	●/●/●/●/over 100
Popcorn function/Minutes Plus function/Roast probe	●/●/●
PerfectClean stainless steel cavity/Foldable broiling element	●
<b>Warming Drawer features</b>	
Warm cups/Warm plates/Keeping food warm/Low temperature cooking	●/●/●/●
Push-to-Open mechanism	●
<b>Technical data</b>	
Dimensions in inches (W x H x D)	48 x 35 1/2 - 37 x 26 1/2
Electrical requirements	208 V/240 V, 60 Hz, 50 Amps
Plumbing for Moisture plus cooking	NEMA 14 - 50

# Range Accessories

## Product Overview

Model Number	HR 1421 E	HR 1622 i	HR 1124	HR 1134	HR 1135 GR
<b>Standard accessories</b>					
Wire Rack/FlexiClips with wire rack - Self Clean ready	1/1	1/2	1/1	1/1	1/1
PerfectClean Universal tray/PerfectClean Grilling and Roasting insert	1/-	1/1	1/-	1/-	1/-
FlexiClips runners - Self Clean ready	-	-	-	-	-
PerfectClean Perforated Baking tray/Glass tray	-/-	1/-	-/-	-/-	-/-
Side runners - Self Clean ready	●	●	●	●	●
Island Trim	-	-	●	●	●
<b>Optional accessories</b>					
12" Backguard	-	-	RBGAG1230	RBGAG1236	RBGAG1236
20" Backguard	-	-	RBGAG2030	RBGAG2036	RBGAG2036
Range Wokring	-	-	RWR1000	RWR1000	RWR1000
Griddle-Grill Cover	-	-	-	-	RGGC1000
Rotisserie	-	●	-	-	-
Kebab Device	-	●	-	-	-
Poultry Clamp	-	●	-	-	-
Toe Kick	●	●	●	●	●
High Altitude Kit	-	-	●	●	●

Model Number	HR 1136 GD	HR 1924 DF	HR 1934 DF	HR 1935 DF GR
<b>Standard accessories</b>				
Wire Rack/FlexiClips with wire rack - Self Clean ready	1/1	1/2	1/2	1/2
PerfectClean Universal tray/PerfectClean Grilling and Roasting insert	1/-	1/1	1/1	1/1
FlexiClips runners - Self Clean ready	-	-	-	-
PerfectClean Perforated Baking tray/Glass tray	-/-	1/-	1/-	1/-
Side runners - Self Clean ready	●	●	●	●
Island Trim	●	●	●	●
<b>Optional accessories</b>				
12" Backguard	RBGAG1236	RBGDF1230	RBGDF1236	RBGDF1236
20" Backguard	RBGAG2036	RBGDF2030	RBGDF2036	RBGDF2036
Range Wokring	RWR1000	RWR1000	RWR1000	RWR1000
Griddle-Grill Cover	RGGC1000	-	-	RGGC1000
Rotisserie	-	●	●	●
Kebab Device	-	●	●	●
Poultry Clamp	-	●	●	●
Toe Kick	●	●	●	●
High Altitude Kit	●	●	●	●

Model Number	HR 1936 DF GD	HR 1954 DF	HR 1955 DF GR	HR 1956 DF GD
<b>Standard accessories</b>				
Wire Rack/FlexiClips with wire rack - Self Clean ready	1/2	3/-	3/-	3/-
PerfectClean Universal tray/PerfectClean Grilling and Roasting insert	1/1	1/1	1/1	1/1
FlexiClips runners - Self Clean ready	-	2	2	2
PerfectClean Perforated Baking tray/Glass tray	1/-	1/2	1/2	1/2
Side runners - Self Clean ready	●	●	●	●
Island Trim	●	●	●	●
<b>Optional accessories</b>				
12" Backguard	RBGDF1236	RBGDF1248	RBGDF1248	RBGDF1248
20" Backguard	RBGDF2036	RBGDF2048	RBGDF2048	RBGDF2048
Range Wokring	RWR1000	RWR1000	RWR1000	RWR1000
Griddle-Grill Cover	RGGC1000	-	RGGC1000	RGGC1000
Rotisserie	●	●	●	●
Kebab Device	●	●	●	●
Poultry Clamp	●	●	●	●
Toe Kick	●	●	●	●
High Altitude Kit	●	●	●	●

# Useful Information

## Miele Ranges - Glossary

### AirClean Catalyzer

Grease and odors are removed from cooking vapors. This prevents grease deposits on furniture, walls and curtains. The catalyzer can be easily activated and deactivated during cooking and self-cleaning.

### Appliance Cooling System and Cool-Touch Fronts

All surfaces around Miele ranges remain cool. This ensures that controls, handles and adjacent cabinets stay cool-to-the-touch. The multi-pane glass panel insulates the range door and ensures a low temperature on the outside (122°F in normal mode, 316°F in self-cleaning mode) - offering a high degree of safety and protection against burns.

### Backlit Precision Knobs

This elegant design feature is not only a useful visual cue for a burner-in-use, but also a design element that sets Miele apart. And with QuickStart, there's no need to press or hold the control in order to switch the burners on.

### Clean Touch Steel™ Front

This innovative finish resists fingerprints, scratches and smudges. A special treatment stands up to aggressive handling – keeping the exterior cleaner and easier to maintain.

### ComfortLift Panel

Featured in our M Touch Range, Miele has designed a touch-activated control panel that lifts with the touch of a button to provide optimum comfort and ease.

### Comfort Handle

Miele's Comfort handle provides a smooth finish, complementing any kitchen design.

### ComfortSwivel Handle

An ergonomic feature, the swiveling handle moves easily with your wrist and body to comfortably open and close the door.

### Crisp Function

The controlled reduction of moisture in the range creates a dry micro-climate. This results in particularly crispy french fries, croquettes, etc. The Crisp function can be added to any operating mode to suit individual preferences.

### Dishwasher-Safe ComfortClean Grates

When it's time for clean-up, simply place the dishwasher-safe grates in your dishwasher.

### EasyClean Ceran Surface

Designed with an extremely durable Ceran surface, this smooth, glass-like surface is designed to resist heat transfer.

### Electric Range

Miele's Electric Range features a smooth, durable Ceran surface with 3D design and DirectSelect controls - providing easy cleaning and even heating.

### Electronic Temperature Control

Electronic sensors guarantee precise temperature control and monitoring. Temperature fluctuations are barely noticeable ensuring excellent baking and roasting results, as well as a wide range of applications varying from making yogurt to grilling kebabs.

### Favorites

Miele ovens allow you to create and save up to 20 of your favorite programs: operating mode, time and temperature can be set individually. This allows you to call up the settings for your favorite meal or your Grandmother's prized apple pie recipe.

### FlexiClips with Wire Rack - Self Clean Ready (30" and 36" Range)

FlexiClips offer a smooth and effortless operation and a full-view of the rack during the baking and roasting process. They can be used on all shelf levels.

### FlexiClip Runners - Self Clean Ready (48" Range)

Fully-telescopic runners allow universal trays and racks to be pulled clear of the range safely and securely. This allows you, for example, to baste or turn a roast outside of the oven cavity without the risk of getting burned. They can be used on all shelf levels.

### Gourmet Center

With MasterChef programs for over 100 different foods, you can cook poultry and bake cakes to perfection every time. No need to select the operating mode, temperature or cooking duration. Even the degree of cooking and browning of meat, for example, can be defined to suit your taste. Thanks to special automatic programs for low-temperature cooking, you can enjoy perfectly cooked meat comparable to that served in the finest restaurants. Also found in the Gourmet Center are 15 MasterChef Plus automatic bread programs, guiding you to create the perfect bread.

### Individual Settings

On many Miele models it is possible to modify default parameters such as language, acoustic signals, display brightness, etc. to suit your needs.

### Induction Range

By generating a magnetic field that turns your cookware into the heating element, Miele's highly efficient Induction Ranges heat foods twice as fast as cooking with Gas or Electric - all while conserving energy.

### M Pro Dual Stacked Burner System

M Pro dual stacked sealed burner system with TrueSimmer ensures flexibility, high power and perfect results.

### M Pro Infrared Griddle

French toast, pancakes and stir-fry cooked to perfection with Miele's precise M Pro infrared griddle option.

### M Pro Grill

Grilling has never been easier indoors; achieve perfect, even results with Miele's powerful M Pro grill option.

### Moisture Plus

Moisture ensures perfect results when baking breads or cakes, or when roasting meat. In the Moisture Plus mode, it is possible to program steam output at the relevant times for greater convenience. Moisture Plus is also used in various automatic programs.

### QuickStart

There's no need to press or hold the control knob in order to switch the burners on, QuickStart effortlessly allows burners to start.

### RemoteVision™

Miele's RemoteVision™ Wi-Fi technology creates a 'virtual link' between your enabled appliance and our monitoring center. If a fault occurs, Miele's customer service center will be notified and contact you, or another trusted individual identified on your call roster, in order to gain access to your appliance to fix the problem.

### Residual Heat Utilization

You can achieve even better energy efficiency by using the roast probe or by programming the cooking duration. The Miele oven switches off before the end of the program and makes use of residual heat to complete the cooking process.

### Sabbath Program

Miele ranges are specially programmed to provide your observant Jewish homes with delicious hot meals during the Sabbath and religious holidays. The Sabbath mode allows you to program your oven to stay on for up to 72 hours. Additionally, the oven will not activate until the food is placed inside, further balancing Kosher cooking needs with energy consumption concerns. When set to Sabbath mode, the display and lighting remain unchanged - another critical feature for religious observance.

### Safety Functions

The appliance can be locked at the touch of a button to prevent unintentional operation, e.g. by children. Miele ranges switch off automatically if the maximum operating time is exceeded. So you don't need to worry if you forget to switch the appliance off by mistake.

### Self Clean Oven and Self Clean Ready Accessories

During the cooking process, grease residue is continually broken down, helping to keep the oven and cooking accessories clean.

### Special Modes

To achieve perfect results on some foods requires a particular temperature or a certain micro-climate inside the oven. This applies, for example, to proving dough or drying fruit.

### Speed Heat

The All Gas Range open-floor-concept allows for constant airflow which leads to faster and more even heat distribution; resulting in quick preheat times, powerful bake and broil elements. The infrared ceramic broil burner locks in juices while searing meats, poultry and fish to perfection.

### Soft Open and Soft Close

The Range oven door effortlessly opens and closes, preventing the door from shutting or slamming.

### Timer Function

Miele ovens offer various clock/timer functions. By selecting a start and finish time or the duration of the cooking process, your meals will be perfectly cooked at exactly the right time. The process is completed automatically at the programmed time. In the event of a power failure, the clock time is saved for up to approx. 200 hours.

### TrueSimmer Function

Achieving the perfect temperature and even heat for simmering is easy with this function. Whether you are melting chocolate or thickening a sauce, this feature allows for gentle, slow, precise cooking.

### TwinPower Convection Fans and Power Convection Fan (Dual Fuel)

Two convection fans (30" and 36" Range) and one convection fan (48" Range) inside the oven provide rapid heat-up of the oven and optimum hot air distribution.

### Twin Convection Fans (All Gas)

With a top and bottom heating element, fans help distribute constant heat around the oven allowing food to cook more evenly in less time.

### Wireless Roast Probe

Precise results on fish, meat and poultry using the roast probe with countdown indicator to measure the core temperature. Supervising the process is no longer necessary.

### Wired Roast Probe (M Touch Speed Oven)

Like the wireless roast probe, the conventional probe (with cable) also enables the accurate roasting of meat, fish and poultry by measuring the core temperature and displaying the time remaining. Monitoring the cooking process is therefore no longer necessary. Using the roast probe is simple and convenient. It also turns menu planning into a pleasurable task.

# Rangetops

## Product Overview



Model number	KMR 1124	KMR 1134	KMR 1135
Width	30"	36"	36"
G/LP	●/●	●/●	●/●
<b>Design</b>			
Precision knobs/backlit	●/●	●/●	●/●
CleanTouch Steel™ front	●	●	●
Continuous grate design	●	●	●
<b>Cooking zones</b>			
Number of cooking zones	4	6	4 + Grill
M Pro dual stacked burner system	●	●	●
TrueSimmer function	●	●	●
M Pro grill (max. 15,500 BTU)	–	–	●
M Pro infrared griddle (max. 14,300 BTU)	–	–	–
Position/Type	Front left/High power	Front left/High power	Front left/High power
Burner output	max. 19,500 BTU	max. 19,500 BTU	max. 19,500 BTU
Position/Type	Rear left/TrueSimmer	Rear left/TrueSimmer	Rear left/TrueSimmer
Burner output	max. 12,500 BTU	max. 12,500 BTU	max. 12,500 BTU
Position/Type	Front right/High power	Front right/High power	Front right/High power
Burner output	max. 19,500 BTU	max. 19,500 BTU	max. 19,500 BTU
Position/Type	Rear right/High power	Rear right/High power	Rear right/High power
Burner output	max. 19,500 BTU	max. 19,500 BTU	max. 19,500 BTU
Position/Type	–/–	Front center/High power	Center/M Pro grill
Burner output	–	max. 19,500 BTU	max. 15,500 BTU
Position/Type	–/–	Rear center/High power	–/–
Burner output	–	max. 19,500 BTU	–
Position/Type	–/–	–/–	–/–
Burner output	–	–	–
Position/Type	–/–	–/–	–/–
Burner output	–	–	–
<b>Convenience features</b>			
QuickStart (fast ignition)	●	●	●
ComfortClean dishwasher-safe grates	●	●	●
<b>Safety</b>			
Re-ignition	●	●	●
<b>Technical data</b>			
Appliance dimensions in inches (W x H x D)	30 x 7 1/2 x 26 1/2	36 x 7 1/2 x 26 1/2	36 x 7 1/2 x 26 1/2
Electrical requirements	120 V, 60 Hz, 15 Amps NEMA 5-15	120 V, 60 Hz, 10 Amps NEMA 5-15	120 V, 60 Hz, 10 Amps NEMA 5-15
<b>Standard accessories</b>			
Island Trim	●	●	●
<b>Optional accessories</b>			
12" Backguard	RBGDF1230	RBGDF1236	RBGDF1236
20" Backguard	RBGDF2030	RBGDF2036	RBGDF2036
Range Wokring	RWR1000	RWR1000	RWR1000
High Altitude Kit	●	●	●
Griddle-Grill Cover	–	–	RGGC1000



Model number	KMR 1136	KMR 1354	KMR 1355
Width	36"	48"	48"
G/LP	●/●	●/●	●/●
<b>Design</b>			
Precision knobs/backlit	●/●	●/●	●/●
CleanTouch Steel™ front	●	●	●
Continuous grate design	●	●	●
<b>Cooking zones</b>			
Number of cooking zones	4 + Griddle	8	6 + Grill
M Pro dual stacked burner system	●	●	●
TrueSimmer function	●	●	●
M Pro grill (max. 15,500 BTU)	–	–	●
M Pro infrared griddle (max. 14,300 BTU)	●	–	–
Position/Type	Front left/High power	Front left/High power	Front left/High power
Burner output	max. 19,500 BTU	max. 19,500 BTU	max. 19,500 BTU
Position/Type	Rear left/TrueSimmer	Rear left/TrueSimmer	Rear left/TrueSimmer
Burner output	max. 12,500 BTU	max. 12,500 BTU	max. 12,500 BTU
Position/Type	Front right/High power	Front right/High power	Front right/High power
Burner output	max. 19,500 BTU	max. 19,500 BTU	max. 19,500 BTU
Position/Type	Rear right/High power	Rear right/TrueSimmer	Rear right/TrueSimmer
Burner output	max. 19,500 BTU	max. 12,500 BTU	max. 12,500 BTU
Position/Type	Center/M Pro infrared griddle	Front left center/High	Left center/M Pro grill
Burner output	max. 14,300 BTU	max. 19,500 BTU	max. 15,500 BTU
Position/Type	–/–	Rear left center/High	Front right center/High power
Burner output	–	max. 19,500 BTU	max. 19,500 BTU
Position/Type	–/–	–	–
Burner output	–	Front right center/High power	Rear right center/High power
Position/Type	–/–	max. 19,500 BTU	max. 19,500 BTU
Burner output	–	Rear right center/High power	–
Position/Type	–/–	max. 19,500 BTU	–
<b>Convenience features</b>			
QuickStart (fast ignition)	●	●	●
ComfortClean dishwasher-safe grates	●	●	●
<b>Safety</b>			
Re-ignition	●	●	●
<b>Technical data</b>			
Appliance dimensions in inches (W x H x D)	36 x 7 1/2 x 26 1/2	48 x 7 1/2 x 26 1/2	48 x 7 1/2 x 26 1/2
Electrical requirements	120 V, 60 Hz, 10 Amps NEMA 5-15	120 V, 60 Hz, 10 Amps NEMA 5-15	120 V, 60 Hz, 10 Amps NEMA 5-15
<b>Standard accessories</b>			
Island Trim	●	●	●
<b>Optional accessories</b>			
12" Backguard	RBGDF1236	RBGDF1248	RBGDF1248
20" Backguard	RBGDF2036	RBGDF2048	RBGDF2048
Range Wokring	RWR1000	RWR1000	RWR1000
High Altitude Kit	●	●	●
Griddle-Grill Cover	RGGC1000	–	RGGC1000



# Rangetops

## Product Overview



<b>Model number</b>	<b>KMR 1356</b>
Width	48"
G/LP	●/●
<b>Design</b>	
Stainless steel precision knobs/backlit	●/●
CleanTouch Steel™ front	●
Continuous grate design	●
<b>Cooking zones</b>	
Number of cooking zones	6 + Griddle
M Pro dual stacked burner system	●
TrueSimmer function	●
M Pro grill (max. 15,500 BTU)	–
M Pro infrared griddle (max. 14,300 BTU)	●
Position/Type	Front left/High power
Burner output	max. 19,500 BTU
Position/Type	Rear left/TrueSimmer
Burner output	max. 12,500 BTU
Position/Type	Front right/High power
Burner output	max. 19,500 BTU
Position/Type	Rear right/TrueSimmer
Burner output	max. 12,500 BTU
Position/Type	Left center/M Pro infrared griddle
Burner output	max. 14,300 BTU
Position/Type	Front right center/High power
Burner output	max. 19,500 BTU
Position/Type	Rear right center/High power
Burner output	max. 19,500 BTU
Position/Type	–/–
Burner output	–
<b>Convenience features</b>	
QuickStart (fast ignition)	●
ComfortClean dishwasher-safe grates	●
<b>Safety</b>	
Re-ignition	●
<b>Technical data</b>	
Appliance dimensions in inches (W x H x D)	48 x 7 1/2 x 26 1/2
Electrical requirements	120 V, 60 Hz, 10 Amps NEMA 5-15
<b>Standard accessories</b>	
Island Trim	●
<b>Optional accessories</b>	
12" Backguard	RBGDF1248
20" Backguard	RBGDF2048
Range Wokring	RWR1000
High Altitude Kit	●
Griddle-Grill Cover	RGGC1000

# Useful Information

## Miele Rangetops - Glossary

### Backlit Precision Knobs

This elegant design feature is not only a useful visual cue for a burner-in-use, but also a design element that sets Miele apart. And with QuickStart, there's no need to press or hold the control in order to switch the burners on.

### Clean Touch Steel™ Front

This innovative finish resists fingerprints, scratches and smudges. A special treatment stands up to aggressive handling – keeping the exterior cleaner and easier to maintain.

### Continuous Grate Design

Miele's continuous grate design permits pots to be moved effortlessly from one burner the next without lifting.

### Dishwasher-Safe ComfortClean Grates

When it's time for clean-up, simply place the dishwasher-safe grates in your dishwasher.

### M Pro Dual Stacked Burner System

M Pro dual stacked sealed burner system with TrueSimmer ensures flexibility, high power and perfect results.

### M Pro Infrared Griddle

French toast, pancakes and stir-fry cooked to perfection with Miele's precise M Pro infrared griddle option.

### M Pro Grill

Grilling has never been easier indoors; achieve perfect, even results with Miele's powerful M Pro grill option.

### QuickStart

There's no need to press or hold the control knob in order to switch the burners on, QuickStart effortlessly allows burners to start.

### Safety Shut-Off

A maximum operating duration is defined for each power setting. If a cooking zone has been operating on the same power setting for an unusually long time, it will shut itself off automatically.

### TrueSimmer Function

Achieving the perfect temperature and even heat for simmering is easy with Miele TrueSimmer function. Whether you are melting chocolate or thickening a sauce, this feature offers precise results.

# Range Hoods

## Product Overview



Model number	DAR 1220	DAR 1230	DAR 1250
<b>Installation</b>			
Width	30"	36"	48"
Range Wall Hood/Range Insert Hood	●/–	●/–	●/–
<b>Venting type</b>			
Vented/Recirculating	●/●	●/●	●/–
<b>User convenience</b>			
Recessed knob controls	●	●	●
Fan speeds (incl. intensive)	4	4	4
Hood interior with CleanCover	●	●	●
Dishwasher-safe grease collecting tray	●	●	●
Auto-vent safety sensor	●	●	●
<b>Filter system</b>			
Dishwasher-safe stainless steel baffle filters	2	3	4
<b>Lighting</b>			
LED ClearView lighting	●	●	●
Number x W	2 x 2 W	3 x 2 W	4 x 2 W
<b>Technical data</b>			
Canopy dimensions in inches (W x H x D)	30 x 18 x 24 1/16	36 x 18 x 24 1/16	48 x 18 x 24 1/16
Electrical requirements	120 V, 60 Hz, 15 Amps	120 V, 60 Hz, 15 Amps	120 V, 60 Hz, 15 Amps
<b>Installation notes</b>			
Vent connection top	●	●	●
DRIB XL 700 CFM internal blower – sold separately Diameter of ducting in inches (mm) – 8" (200 mm)	●	●	–
DRIB XXL 1100 CFM internal blower – sold separately Diameter of ducting in inches (mm) – 10" (250 mm)	–	●	●
DREB XL 700 CFM external blower – sold separately Diameter of ducting in inches (mm) – 8" (200 mm)	●	●	–
DREB XXL 1100 CFM external blower – sold separately Diameter of ducting in inches (mm) – 10" (250 mm)	–	●	●
<b>Standard accessories</b>			
Non-return flap	●	●	●
<b>Optional accessories</b>			
6" Duct cover	DRDC 3006	DRDC 3606	DRDC 4806
12" Duct cover	DRDC 3012	DRDC 3612	DRDC 4812
18" Duct cover	DRDC 3018	DRDC 3618	DRDC 4818
24" Duct cover	DRDC 3024	DRDC 3624	DRDC 4824
Recirculating kit	DRUU 30*	DRUU 36*	–
OdorFree charcoal filter	DKF 23-1	DKF 24-1	–
Backsplash	RBS30	RBS36	RBS48



Model number	DAR 1120	DAR 1130	DAR 1150
<b>Installation</b>			
Width	approx. 30"	approx. 36"	approx. 48"
Range Wall Hood/Range Insert Hood	–/●	–/●	–/●
<b>Venting type</b>			
Vented/Recirculating	●/–	●/–	●/–
<b>User convenience</b>			
Recessed knob controls	●	●	●
Fan speeds (incl. intensive)	4	4	4
Hood interior	●	●	●
Dishwasher-safe grease collecting tray	●	●	●
Auto-vent safety sensor	●	●	●
<b>Filter system</b>			
Dishwasher-safe stainless steel baffle filters	2	3	4
<b>Lighting</b>			
LED ClearView lighting	●	●	●
Number x W	2 x 2 W	3 x 2 W	4 x 2 W
<b>Technical data</b>			
Canopy dimensions in inches (W x H x D)	27 1/2 x 17 11/16 x 22 13/16	33 7/16 x 17 11/16 x 22 13/16	45 1/2 x 17 11/16 x 22 13/16
Electrical requirements	120 V, 60 Hz, 15 Amps	120 V, 60 Hz, 15 Amps	120 V, 60 Hz, 15 Amps
<b>Installation notes</b>			
Vent connection top	●	●	●
DRIB XL 700 CFM internal blower – sold separately Diameter of ducting in inches (mm) – 8" (200 mm)	●	●	–
DRIB XXL 1100 CFM internal blower – sold separately Diameter of ducting in inches (mm) – 10" (250 mm)	–	●	●
DREB XL 700 CFM external blower – sold separately Diameter of ducting in inches (mm) – 8" (200 mm)	●	●	–
DREB XXL 1100 CFM external blower – sold separately Diameter of ducting in inches (mm) – 10" (250 mm)	–	●	●
<b>Standard accessories</b>			
Non-return flap	●	●	●
<b>Optional accessories</b>			
6" Duct cover	–	–	–
12" Duct cover	–	–	–
18" Duct cover	–	–	–
24" Duct cover	–	–	–
Recirculating kit*	–	–	–
OdorFree charcoal filter	–	–	–
Backsplash	RBS30	RBS36	RBS48

# Useful Information

## Miele Range Hoods - Glossary

### 4 Fan Speeds Including Intensive

Multiple fan speeds designed to work at optimal levels, depending on what is being cooked on your cooktop.

### Auto-Vent Safety Sensor

A safety device which activates the Range Hood's intensive setting when the exhaust temperature exceeds a certain temperature.

### Dishwasher-Safe Baffle Filters

Miele's high-quality stainless steel Baffle filters are extremely efficient in extracting steam and odors and capturing grease, all while handling the high power of the Blower. These Baffle filters are also very easy to maintain as they are dishwasher-safe and spring back into place.

### Handcrafted in Germany

Know-how and craftsmanship: our entire expert knowledge is poured into each and every Range Hood, from development to the finished product.

### Internal and External Blowers

Miele's Range Hoods require a high-power Internal or External Blower in order to function properly and effectively. Miele Range Hood Blowers are available with either 700 CFM or 1100 CFM for a 30", 36" or 48" configuration.

### LED ClearView Lighting

Specially developed for select Miele Range Hoods, LED lighting shines a more natural light to highlight the pure color and texture of your food, but also saves energy. This long lasting LED lighting is tested to last the 20 year life cycle of your hood.

### M Pro Stainless Steel

Specific material to all range products, this stainless steel provides a professional look and feel to Miele's Range Hoods.

### Miele CleanCover

Miele's CleanCover is located behind the grease filters; with its smooth surfaces all sharp metal edges and electrical components are concealed to protect the user from danger. The CleanCover is also particularly easy to clean. Miele care and attention down to the very last detail for greater safety and convenience.

### OdorFree Charcoal Filter

Miele's OdorFree Charcoal filter, an exclusive feature on Miele recirculation Range Hoods, removes unpleasant odors. This filter goes beyond simply binding odors - it traps aromatic molecules in the micro-pores, reacts with the active charcoal and converts the molecules into an odorless substance, therefore being neutralized.

### Recessed Knob Controls

Intuitive and easy-to-use hidden hood controls make operation effortless.

### Recirculating

Recirculating Range Hoods do not require ducting or wall breaks, which makes installation simpler – and in some spaces, the only possible option (for example: high-rise buildings).

### Vented

Vented Range Hood installations require a break in the wall and fresh air must also be supplied for proper ventilation.



## Range Series Accessories

### Accessory Overview

Miele Ranges are available with standard and with optional accessories. Additionally, baking and universal trays enable you to obtain even better results from your Range, using various operating modes.



**Exclusive to Miele** **PerfectClean Finish**  
Miele trays and racks feature a unique and patented non-stick surface finish. PerfectClean's nonporous, enamel finish prevents spillovers from baking onto and into the surface. Spills are easily cleaned with a sponge.



**Self Clean Ready Accessories**  
During the cooking process, grease residue is continually broken down, helping to keep the oven and cooking accessories continuously clean.



# PerfectClean Finish Trays

## Product Overview



### PerfectClean Universal Tray

- With PerfectClean finish
- Ideal for multi-purpose baking
  - Use as a drip tray for meat juices/fat as a result from roasting and grilling
  - To be used together with the grilling and roasting inserts when roasting
  - For positioning on the wire rack

Item Number: 09811950



### PerfectClean Perforated Baking Tray

- With PerfectClean finish
- For crispy cakes, biscuits, pastries, breads, rolls, french fries and pizza with a crust
  - Also for baking - particularly in Moisture Plus mode
  - For positioning on the wire rack

Item Number: 09520620




### PerfectClean Grilling and Roasting Insert

- With PerfectClean finish
- Meat juices or grease do not burn onto the surface; good for delicious sauce
  - For positioning on top of the PerfectClean Universal Tray

Item Number: 09811960

# Wire Racks and Runners

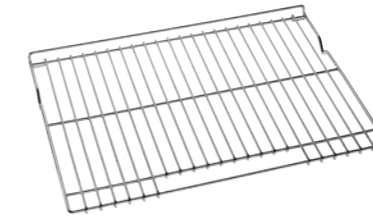
## Product Overview



### Wire Rack for 30" - Self Clean Ready

- Self Clean ready
- For positioning into side runners
  - For all 30" Ranges


Item Number: 09811970



### Wire Rack for 36" - Self Clean Ready

- Self Clean ready
- For positioning into side runners
  - For all 36" Ranges

Item Number: 09858830



### Wire Rack for 48" - Self Clean Ready

- Self Clean ready
- For positioning into side runners
  - For all 48" Ranges

Item Number: 09858840


# M Touch Speed Oven Accessories



### Glass Tray

- Ideal for bakes, gratins and cakes
- Faster and more even baking results than on a baking trays
  - Enables continuous monitoring of baking process
  - For Miele Speed Ovens

Item Number: 04317620



### Wire Rack

- For positioning into side runners
- For Miele Speed Ovens

Item Number: 06881872



### FlexiClips with Wire Rack for 30" - Self Clean Ready

- Self Clean ready
- Simple to attach to side runners
  - Convenient access to oven inserts and racks on every single level through easy gliding
  - Glide racks are connected to wire rack
  - For all 30" Ranges

Item Number: 09811980



### FlexiClips with Wire Rack for 36" - Self Clean Ready

- Self Clean ready
- Simple to attach to side runners
  - Convenient access to oven inserts and racks on every single level through easy gliding
  - Glide racks are connected to wire rack
  - For all 36" Ranges

Item Number: 09858850



### FlexiClip Runners for 48" - Self Clean Ready

- Self Clean ready
- Convenient access to oven inserts and racks on every single level through easy gliding
  - Only glide runners
  - For all 48" Ranges

Item Number: 09520710

# Grilling and Cutting Accessories

## Product Overview



### Rotisserie

- For M Touch Range ovens
- For even browning of food
  - Can be used together with the poultry clamp and kebab grilling device

Item Number: 09811990



### Poultry Clamp

- For grilling rolled meat, poultry, joints, etc.
- Can only be used with the rotisserie
  - Holds food in position without piercing the food, particularly suitable for stuffed meat
  - Contents: 2 clamps

Item Number: 01104460



### Kebab Device

- For grilling up to four skewers at the same time
- For perfect results and time saving
  - For fitting on the rotisserie
  - Contents: 4 skewers and 2 discs with screws

Item Number: 01009230



### Cutting Board DGSB 2

- For steam cooking containers
- With 2 rack levels, e.g. for steam cooking containers
  - Made from oiled beech wood with excellent non-slip silicone feet
  - With a wide, easy-to-clean juice groove

Item Number: 09120970



### Gourmet Casserole Dish HUB 61-22

- For ovens and combi-steam ovens
- Made from die-cast aluminum with high-quality non-sticking coating
  - Casserole lid can be ordered separately
  - Dimensions in W x D x H: 16.6" x 10.1" x 3.4"

Item Number: 05559290



### Gourmet Casserole Dish HUB 61-35

- For ovens and combi-steam ovens
- Made from die-cast aluminum with high-quality non-sticking coating
  - Casserole lid can be ordered separately
  - Dimensions in W x D x H: 16.6" x 14.8" x 3.4"

Item Number: 05559260



### Gourmet Casserole Dish HUB 5000-XL

- For ovens and combi-steam ovens
- Made from die-cast aluminum with high-quality non-sticking coating
  - Casserole lid can be ordered separately
  - Dimensions in W x D x H: 17.6" x 15.2" x 3.4"

Item Number: 0555929



### Gourmet Casserole Dish Lid HBD 60-22

- For Miele casserole dishes HUB 61-22, 62-22
- Not supplied with casserole dishes
  - Made from high-quality stainless steel
  - Not suitable for Speed Ovens or when grilling

Item Number: 06949640



### Gourmet casserole dish lid HBD 60-35

- For Miele HUB 61-35 and HUB 5000 XL casserole dishes
- Not supplied with casserole dishes
  - Made from high-quality stainless steel
  - Not suitable for Speed Ovens or when grilling

Item Number: 05136960

# Range / Rangetop Accessories

## Product Overview



### 12" Backguard 30" All Gas RBGAG1230

- For the combination with a All Gas Range
- Suitable for 30" All Gas Ranges
  - 12" high and 30" wide
  - Made from high-quality brushed stainless steel

Item Number: 09908710



### 12" Backguard 36" All Gas RBGAG1236

- For the combination with a All Gas Range
- Suitable for 36" All Gas Ranges
  - 12" high and 36" wide
  - Made from high-quality brushed stainless steel

Item Number: 09908730



### 20" Backguard 30" All Gas RBGAG2030

- For the combination with a All Gas Range
- Suitable for 30" All Gas Ranges
  - 20" high and 30" wide
  - Made from high-quality brushed stainless steel

Item Number: 09908740



### 20" Backguard 36" All Gas RBGAG2036

- For the combination with a All Gas Range
- Suitable for 36" All Gas Ranges
  - 20" high and 36" wide
  - Made from high-quality brushed stainless steel

Item Number: 09908750



### 12" Backguard 30" Dual Fuel/Rangetop RBGDF1230

- For the combination with a Dual Fuel Range or Rangetop
- Suitable for 30" Dual Fuel Ranges or Rangetops
  - 12" high and 30" wide
  - Made from high-quality brushed stainless steel

Item Number: 09908760



### 12" Backguard 36" Dual Fuel/Rangetop RBGDF1236

- For the combination with a Dual Fuel Range or Rangetop
- Suitable for 36" Dual Fuel Ranges or Rangetops
  - 12" high and 36" wide
  - Made from high-quality brushed stainless steel

Item Number: 09908770



### 12" Backguard 48" Dual Fuel/Rangetop RBGDF1248

- For the combination with a Dual Fuel Range or Rangetop
- Suitable for 48" Dual Fuel Ranges
  - 12" high and 48" wide
  - Made from high-quality brushed stainless steel

Item Number: 09908790



### 20" Backguard 30" Dual Fuel/Rangetop RBGDF2030

- For the combination with a Dual Fuel Range or Rangetop
- Suitable for 30" Dual Fuel Ranges or Rangetops
  - 20" high and 30" wide
  - Made from high-quality brushed stainless steel

Item Number: 09908860



### 20" Backguard 36" Dual Fuel/Rangetop RBGDF2036

- For the combination with a Dual Fuel Range or Rangetop
- Suitable for 36" Dual Fuel Ranges or Rangetops
  - 20" high and 36" wide
  - Made from high-quality brushed stainless steel

Item Number: 09908900

# Range / Rangetop Accessories

## Product Overview



**20" Backguard 48" Dual Fuel/Rangetop RBGDF2048**

- For the combination with a Dual Fuel Range or Rangetop
- Suitable for 48" Dual Fuel Ranges or Rangetops
  - 20" high and 48" wide
  - Made from high-quality brushed stainless steel

Item Number: 09908910



**Backsplash (30" width) RBS30**

- For the combination with a Dual Fuel Range Hood and a Range/Rangetop
- Flat stainless-steel panel to protect the wall between Range Hood and Range/Rangetop
  - Suitable for 30" Range/Rangetops
  - 40" high and 30" wide
  - Made from high-quality brushed stainless steel

Item Number: 09908930



**Backsplash (36" width) RBS36**

- For the combination with a Range Hood and a Range/Rangetop
- Flat stainless-steel panel to protect the wall between Range Hood and Range/Rangetop
  - Suitable for 36" Range/Rangetops
  - 40" high and 36" wide
  - Made from high-quality brushed stainless steel

Item Number: 09909090



**Backsplash (48" width) RBS48**

- For the combination with a Range Hood and a Range/Rangetop
- Flat stainless-steel panel to protect the wall between Range Hood and Range/Rangetop
  - Suitable for 48" Range/Rangetops
  - 40" high and 48" wide
  - Made from high-quality brushed stainless steel

Item Number: 09909100



**Griddle-Grill Cover RGGC1000**

- For Ranges and Rangetops
- To cover grill/griddle
  - For covering the burners on the left and right side when using the grill or griddle
  - For a uniform and uncluttered look and for protection against grease splashes
  - Made from high-quality brushed stainless steel
  - Easy to clean with Miele's stainless steel cleaner and dishwasher-safe

Item Number: 09974610



**Wokring RWR1000**

- For Ranges and Rangetops
- Made from high-quality, mat black enamelled cast iron
  - For securely resting woks
  - Dishwasher-safe

Item Number: 09974600

### High Altitude Conversation Kit

For use with Ranges in a higher altitude

Item Number: tbd.

### Toe Kicks

30" width  
Item Number: 94250030USA

36" width  
Item Number: 94250036USA

48" width  
Item Number: 94250048USA

# Range Wall / Insert Hood Accessories

## Product Overview



**6" Duct Cover (30" width) DRDC3006**

- For concealing the ducting and for adjusting the height to the wall unit
- Suitable for DAR 1220 Range Wall Hood
  - 6" high and 30" wide
  - Made from high-quality brushed stainless steel
  - Can be combined with all other 30" wide Duct Covers

Item Number: 28996349D



**12" Duct Cover (30" width) DRDC3012**

- For concealing the ducting and for adjusting the height to the wall unit
- Suitable for DAR 1220 Range Wall Hood
  - 12" high and 30" wide
  - Made from high-quality brushed stainless steel
  - Can be combined with all other 30" wide Duct Covers

Item Number: 28996332D



**18" Duct Cover (30" width) DRDC3018**

- For concealing the ducting and for adjusting the height to the wall unit
- Suitable for DAR 1220 Range Wall Hood
  - 18" high and 30" wide
  - Made from high-quality brushed stainless steel
  - Can be combined with all other 30" wide Duct Covers

Item Number: 28996333D



**24" Duct Cover (30" width) DRDC3024**

- For concealing the ducting and for adjusting the height to the wall unit
- Suitable for DAR 1220 Range Wall Hood
  - 24" high and 30" wide
  - Made from high-quality brushed stainless steel
  - Can be combined with all other 30" wide Duct Covers

Item Number: 28996334D



**6" Duct Cover (36" width) DRDC3606**

- For concealing the ducting and for adjusting the height to the wall unit
- Suitable for DAR 1230 Range Wall Hood
  - 6" high and 36" wide
  - Made from high-quality brushed stainless steel
  - Can be combined with all other 36" wide Duct Covers

Item Number: 28996335D



**12" Duct Cover (36" width) DRDC3612**

- For concealing the ducting and for adjusting the height to the wall unit
- Suitable for DAR 1230 Range Wall Hood
  - 12" high and 36" wide
  - Made from high-quality brushed stainless steel
  - Can be combined with all other 36" wide Duct Covers

Item Number: 28996336D



**18" Duct Cover (36" width) DRDC3618**

- For concealing the ducting and for adjusting the height to the wall unit
- Suitable for DAR 1230 Range Wall Hood
  - 18" high and 36" wide
  - Made from high-quality brushed stainless steel
  - Can be combined with all other 36" wide Duct Covers

Item Number: 28996337D



**24" Duct Cover (36" width) DRDC3624**

- For concealing the ducting and for adjusting the height to the wall unit
- Suitable for DAR 1230 Range Wall Hood
  - 24" high and 36" wide
  - Made from high-quality brushed stainless steel
  - Can be combined with all other 36" wide Duct Covers

Item Number: 28996338D



**6" Duct Cover (48" width) DRDC4806**

- For concealing the ducting and for adjusting the height to the wall unit
- Suitable for DAR 1250 Range Wall Hood
  - 6" high and 48" wide
  - Made from high-quality brushed stainless steel
  - Can be combined with all other 48" wide Duct Covers

Item Number: 28996339D

# Range Wall / Insert Hood Accessories

## Product Overview



**12" Duct Cover (48" width)  
DRDC4812**

- For concealing the ducting and for adjusting the height to the wall unit
- Suitable for DAR 1250 Range Wall Hood
  - 12" high and 48" wide
  - Made from high-quality brushed stainless steel
  - Can be combined with all other 48" wide Duct Covers

Item Number: 28996340D



**18" Duct Cover (48" width)  
DRDC4818**

- For concealing the ducting and for adjusting the height to the wall unit
- Suitable for DAR 1250 Range Wall Hood
  - 18" high and 48" wide
  - Made from high-quality brushed stainless steel
  - Can be combined with all other 48" wide Duct Covers

Item Number: 28996341D



**24" Duct Cover (48" width)  
DRDC4824**

- For concealing the ducting and for adjusting the height to the wall unit
- Suitable for DAR 1250 Range Wall Hood
  - 24" high and 48" wide
  - Made from high-quality brushed stainless steel
  - Can be combined with all other 48" wide Duct Covers

Item Number: 28996342D



**700 CFM Internal Blower  
DRIB XL**

- Internal blower
- Suitable for DAR 1220 and DAR 1230 as well as DAR 1120 and DAR 1130 Range Hood
  - XL Blower with output of 700 CFM
  - Required for installed Range Hood appliances with Internal Blower
  - Sold separately

Item Number: 28996345USA



**1100 CFM Internal Blower  
DRIB XXL**

- Internal blower
- Suitable for DAR 1230 and DAR 1250 as well as DAR 1130 and DAR 1150 Range Hood
  - XL Blower with output of 1100 CFM
  - Required for installed Range Hood appliances with Internal Blower
  - Sold separately

Item Number: 28996346USA



**700 CFM External Blower  
DREB XL**

- External blower
- Suitable for DAR 1220 and DAR 1230 as well as DAR 1120 and DAR 1130 Range Hood
  - XL Blower with output of 700 CFM
  - Required for installed Range Hood appliances with External Blower
  - Sold separately

Item Number: 28996347USA



**1100 CFM External Blower  
DREB XXL**

- External blower
- Suitable for DAR 1230 and DAR 1250 as well as DAR 1130 and DAR 1150 Range Hood
  - XL Blower with nominal output of 1100 CFM
  - Required for installed Range Hood appliances with External Blower
  - Sold separately

Item Number: 28996348USA



**Recirculation Kit (30" width)  
DRUU30**

- Kit for conversion of a Range Wall Hood to recirculation mode
- For using the Range Wall Hood in recirculating
  - Suitable for DAR 1220 Range Wall Hood
  - Set consists of recirculating duct cover, casing for filters and OdorFree charcoal filter
  - Simple installation of charcoal filter: installation of casing behind the Baffle filter

Item Number: 28996343D



**Recirculation Kit (36" width)  
DRUU36**

- Kit for conversion of a Range Wall Hood to recirculation mode
- For using the Range Wall Hood in recirculating
  - Suitable for DAR 1230 Range Wall Hood
  - Set consists of recirculating duct cover, casing for filters and OdorFree charcoal filter
  - Simple installation of charcoal filter: installation of casing behind the Baffle filter

Item Number: 28996344D

# OdorFree Charcoal Filters

## Product Overview



**OdorFree Charcoal Filter  
DKF 23-1**

- For Recirculation Kit DRUU30
- Contents: 2 filters

Item Number: 09812040



**OdorFree Charcoal Filter  
DKF 24-1**

- For Recirculation Kit DRUU36
- Contents: 3 filters

Item Number: 09812050

# Range Dishwasher Kit



**Range Dishwasher Kit**

- The panel and handle combination fits any full-size Vi Dishwasher in our assortment and will harmoniously match the design of the Miele Range
- Includes the Miele badge featured on the Range, as well as the ComfortSwivel handle
- Ranges Front GFVi 616/77-1

Item Number: 21996290D



Miele, Inc.  
9 Independence Way  
Princeton, NJ 08540  
Telephone: 800.843.7231  
Email: [moreinfo@mieleusa.com](mailto:moreinfo@mieleusa.com)  
Website: [www.mieleusa.com](http://www.mieleusa.com)